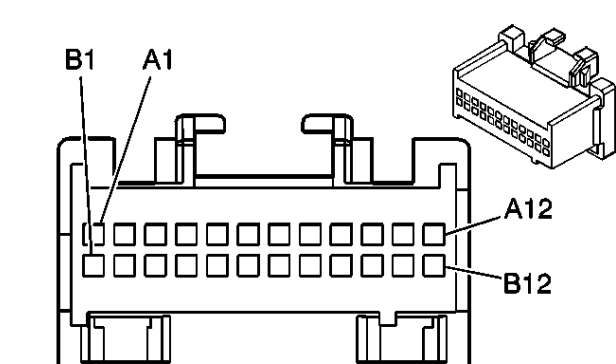


Entertainment Connector End Views

- Connector 1: [Audio Amplifier C1](#)
- Connector 2: [Audio Amplifier C2](#)
- Connector 3: [Digital Radio Receiver \(U2K\)](#)
- Connector 4: [Radio C1](#)
- Connector 5: [Radio C2](#)
- Connector 6: [Radio C3 \(UMB\)](#)
- Connector 7: [Rear Seat Audio \(RSA\) Controller](#)
- Connector 8: [Speaker - LF Door](#)
- Connector 9: [Speaker - LF Tweeter](#)
- Connector 10: [Speaker - LR Door](#)
- Connector 11: [Speaker - RF Door](#)
- Connector 12: [Speaker - RR Tweeter](#)
- Connector 13: [Speaker - RR Door](#)
- Connector 14: [Speaker - Left Twiddler \(Except SUT\)](#)
- Connector 15: [Speaker - Right Twiddler \(Except SUT\)](#)
- Connector 16: [Speaker - Subwoofer](#)
- Connector 17: [Steering Wheel Control Assembly - Lower Left](#)
- Connector 18: [Steering Wheel Control Assembly - Lower Right](#)
- Connector 19: [Steering Wheel Control Assembly - Upper Left](#)
- Connector 20: [Steering Wheel Control Assembly - Upper Right](#)

Audio Amplifier C1



Connector Part Information

- OEM: 12110088
- Service: 15306210
- Description: 24-Way F Micro-Pack 100 Series (L-GY)

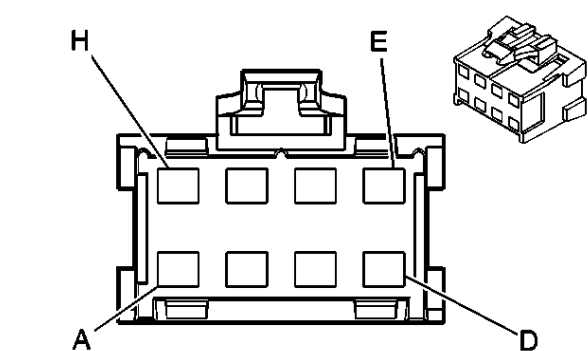
Terminal Part Information

- Pins: A5 - A8
 - Terminal/Tray: See Terminal Repair Kit
 - Core/Insulation Crimp: See Terminal Repair Kit
 - Release Tool/Test Probe: See Terminal Repair Kit
- Pins: A9 - A12, B1 - B12
 - Terminal/Tray: 12146448/19
 - Core/Insulation Crimp: E/C
 - Release Tool/Test Probe: 12031876-1/J-35616-6 (BN)

Audio Amplifier C1

Pin	Wire Color	Circuit No.	Function
A1-A4	--	--	Not Used
A5	BN	199	Left Rear Speaker Output (+)
A6	YE	116	Left Rear Speaker Output (-)
A7	D-BU	46	Right Rear Speaker Output (+)
A8	L-BU	115	Right Rear Speaker Output (-)
A9	TN	201	Left Front Speaker Output (+)
A10	GY	118	Left Front Speaker Output (-)
A11	L-GN	200	Right Front Speaker Output (+)
A12	D-GN	117	Right Front Speaker Output (-)
B1	GY/BK	2334	Radio Mute Signal
B2	PU	493	Rear Seat Audio Enable Signal
B3	BK	1946	Right Rear Low Level Audio Signal (-)
B4	D-BU	546	Right Rear Low Level Audio Signal (+)
B5	D-GN/WH	1547	Left Rear Low Level Audio Signal (-)
B6	BN	599	Left Rear Low Level Audio Signal (+)
B7	OG/BK	1546	Right Front Low Level Audio Signal (-)
B8	L-GN	512	Right Front Low Level Audio Signal (+)
B9	D-GN	1947	Left Front Low Level Audio Signal (-)
B10	TN	511	Left Front Low Level Audio Signal (+)
B11	PK	314	Radio On Signal
B12	BARE	2099	Drain Wire

Audio Amplifier C2



Connector Part Information

- OEM: 12110626
- Service: See Catalog
- Description: 8-Way F Metri-Pack 280 Series Flexlock (L-GY)

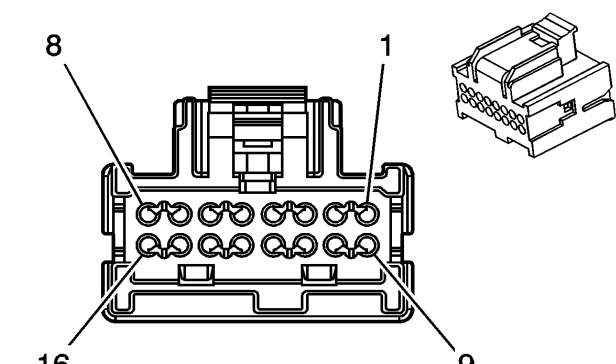
Terminal Part Information

- Pins: A, H
 - Terminal/Tray: 12110842/4
 - Core/Insulation Crimp: A/B
 - Release Tool/Test Probe: 15315247/J-35616-4A (PU)
- Pins: B, C, E - G
 - Terminal/Tray: 12110844/4
 - Core/Insulation Crimp: C/A
 - Release Tool/Test Probe: 15315247/J-35616-4A (PU)

Audio Amplifier C2

Pin	Wire Color	Circuit No.	Function
A	BK/WH	1851	Ground
B	D-BU/WH	346	Left Subwoofer Speaker Output (+)
C	D-GN	1795	Right Subwoofer Speaker Output (+)
D	--	--	Not Used
E	BARE	2011	Drain Wire
F	L-BU/BK	315	Right Subwoofer Speaker Output (-)
G	L-GN/BK	1794	Left Subwoofer Speaker Output (-)
H	OG	3740	Battery Positive Voltage

Digital Radio Receiver (U2K)



Connector Part Information

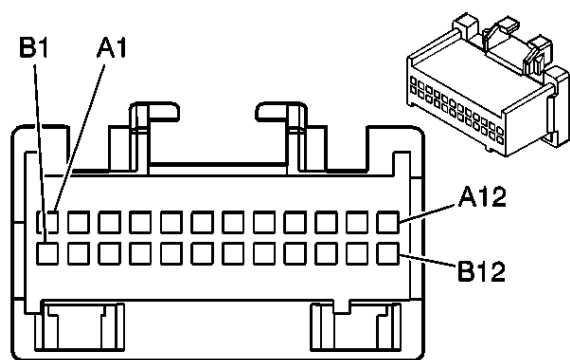
- OEM: 15394150
- Service: See Catalog
- Description: 16-Way F Micro 64 (BK)

Terminal Part Information

- Pins: 2, 3, 7, 9, 10, 16
- Terminal/Tray: 15359541/4
- Core/Insulation Crimp: M/M
- Release Tool/Test Probe: 15381651-2/J-35616-64B (L-BU)

Digital Radio Receiver (U2K)

Pin	Wire Color	Circuit No.	Function
1	--	--	Not Used
2	BN/WH	367	Left Audio Signal (+)
3	D-GN/WH	368	Right Audio Signal (+)
4-6	--	--	Not Used
7	L-GN	2271	Class 2 Serial Data
8	--	--	Not Used
9	BK/WH	1851	Ground
10	BK/WH	372	Audio Common
11-15	--	--	Not Used
16	OG	340	Battery Positive Voltage

Radio C1**Connector Part Information**

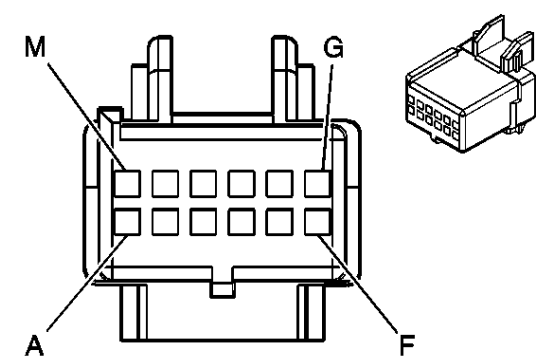
- OEM: 12110088
- Service: 15306210
- Description: 24-Way F Micro-Pack 100 Series (GY)

Terminal Part Information

- Pins: A1, A3, A8 - A12, B1, B3, B6, B8 - B11
- Terminal/Tray: See Terminal Repair Kit
- Core/Insulation Crimp: See Terminal Repair Kit
- Release Tool/Test Probe: See Terminal Repair Kit

Radio C1

Pin	Wire Color	Circuit No.	Function
A1	OG	1044	Class 2 Serial Data
A2	--	--	Not Used
A3	PU	493	Rear Seat Audio Enable Signal
A4-A7	--	--	Not Used
A8	TN	511	Left Front Low Level Audio Signal (+)
A9	D-GN	1947	Left Front Low Level Audio Signal (-)
A10	BK	1946	Right Rear Low Level Audio Signal (-)
A11	D-BU	546	Right Rear Low Level Audio Signal (+)
A12	BK/WH	1851	Ground
B1	OG	340	Battery Positive Voltage
B2	--	--	Not Used
B3	PK	314	Radio On Signal
B4-B5	--	--	Not Used
B6	GY/BK	2334	Radio Mute Signal
B7	--	--	Not Used
B8	BN	599	Left Rear Low Level Audio Signal (+)
B9	D-GN/WH	1547	Left Rear Low Level Audio Signal (-)
B10	OG/BK	1546	Right Front Low Level Audio Signal (-)
B11	L-GN	512	Right Front Low Level Audio Signal (+)
B12	--	--	Not Used

Radio C2**Connector Part Information**

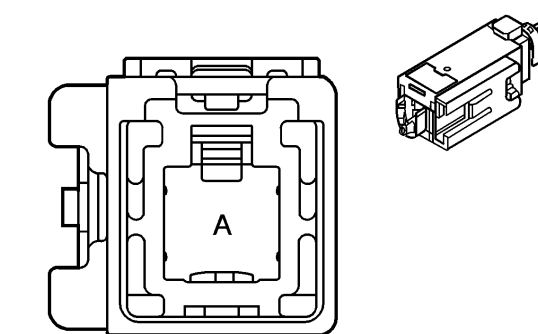
- OEM: 12064799
- Service: 15305996
- Description: 12-Way F Micro-Pack 100 Series (BK)

Terminal Part Information

- Pins: C, E, H - M
- Terminal/Tray: 12146447/3
- Core/Insulation Crimp: E/C
- Release Tool/Test Probe: 12031876-1/J-35616-6 (BN)

Radio C2

Pin	Wire Color	Circuit No.	Function
A-B	--	--	Not Used
C	BARE	1573	Drain Wire (U2K)
D	--	--	Not Used
E	D-GN/WH	817	Vehicle Speed Signal
F-G	--	--	Not Used
H	D-GN/WH	368	Right Audio Signal (+) (U2K)
J	BN/WH	367	Left Audio Signal (+) (U2K)
K	BK/WH	372	Audio Common (U2K)
L	OG/BK	2061	Navigation Mono Audio Signal (-) (UE9)
M	PK/BK	2062	Navigation Mono Audio Signal (+) (UE9)

Radio C3 (UM8)**Connector Part Information**

- OEM: 6098-2714
- Service: See Catalog
- Description: 1-Way F Coaxial Connector (L-GN)

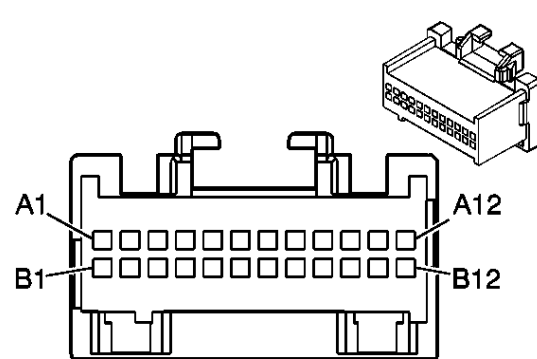
Terminal Part Information

- Terminal/Tray: See Terminal Repair Kit

- Core/Insulation Crimp: See Terminal Repair Kit
- Release Tool/Test Probe: See Terminal Repair Kit

Radio C3 (UM8)

Pin	Wire Color	Circuit No.	Function
A	BK	--	Coax

Rear Seat Audio (RSA) Controller**Connector Part Information**

- OEM: 12110206
- Service: See Catalog
- Description: 24-Way F Micro-Pack 100 Series (L-BU)

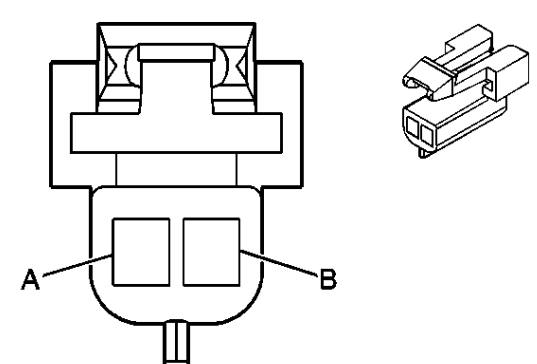
Terminal Part Information

- Pins: A3, A10-A12, B1-B4, B10-B12
- Terminal/Tray: --
- Core/Insulation Crimp: --
- Release Tool/Test Probe: --

- Pins: A1, A2, A4 - A9, B5 - B9
- Terminal/Tray: 12146447/3
- Core/Insulation Crimp: E/C
- Release Tool/Test Probe: 12031876-1/J-35616-6 (BN)

Rear Seat Audio (RSA) Controller

Pin	Wire Color	Circuit No.	Function
A1	L-BU	2288	Class 2 Serial Data
A2	OG	340	Battery Positive Voltage
A3	--	--	Not Used
A4	BK/WH	1851	Ground
A5	BARE	2099	Drain Wire
A6	D-GN/WH	1547	Left Rear Low Level Audio Signal (-)
A7	BK	1946	Right Rear Low Level Audio Signal (-)
A8	D-GN/WH	1547	Left Rear Low Level Audio Signal (-)
A9	BK	1946	Right Rear Low Level Audio Signal (-)
A10-A12	--	--	Not Used
B1-B4	--	--	Not Used
B5	BARE	2099	Drain Wire
B6	BN	599	Left Rear Low Level Audio Signal (+)
B7	D-BU	546	Right Rear Low Level Audio Signal (+)
B8	BN	599	Left Rear Low Level Audio Signal (+)
B9	D-BU	546	Right Rear Low Level Audio Signal (+)
B10-B12	--	--	Not Used

Speaker - LF Door**Connector Part Information**

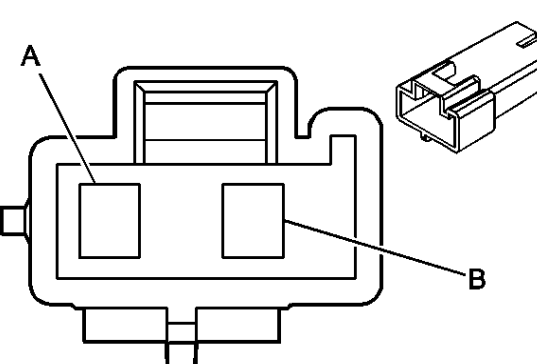
- OEM: 12052832
- Service: 12101825
- Description: 2-Way F Metri-Pack 150 Series (BK)

Terminal Part Information

- Terminal/Tray: 12047767/2
- Core/Insulation Crimp: E/A
- Release Tool/Test Probe: 12094429/J-35616-2A (GY)

Speaker - LF Door

Pin	Wire Color	Circuit No.	Function
A	GY	118	Left Front Speaker Output (-)
B	TN	201	Left Front Speaker Output (+)

Speaker - LF Tweeter**Connector Part Information**

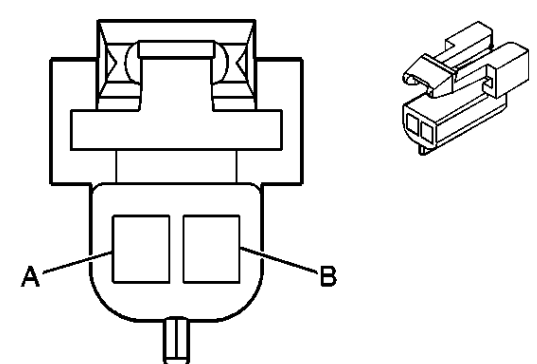
- OEM: 12052832
- Service: 12101825
- Description: 2-Way M Metri-Pack 280 Series (WH)

Terminal Part Information

- Terminal/Tray: 12047767/2
- Core/Insulation Crimp: E/A
- Release Tool/Test Probe: 12094429/J-35616-2A (GY)

Speaker - LF Tweeter

Pin	Wire Color	Circuit No.	Function
A	GY	118	Left Front Speaker Output (-)
B	TN	201	Left Front Speaker Output (+)

Speaker - LR Door**Connector Part Information**

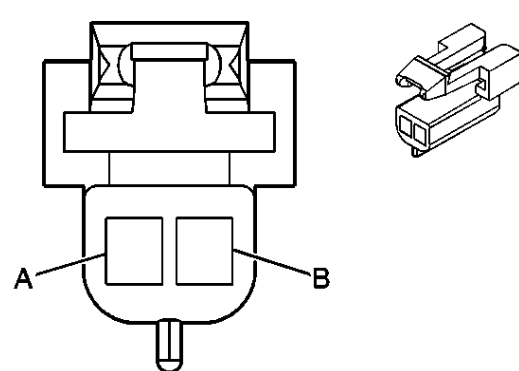
- OEM: 12052832
- Service: 12101825
- Description: 2-Way F Metri-Pack 150 Series (BK)

Terminal Part Information

- Terminal/Tray: 12047767/2
- Core/Insulation Crimp: E/A
- Release Tool/Test Probe: 12094429/J-35616-2A (GY)

Speaker - LR Door

Pin	Wire Color	Circuit No.	Function
A	YE	116	Left Rear Speaker Output (-)
B	BN	199	Left Rear Speaker Output (+)

Speaker - RF Door**Connector Part Information**

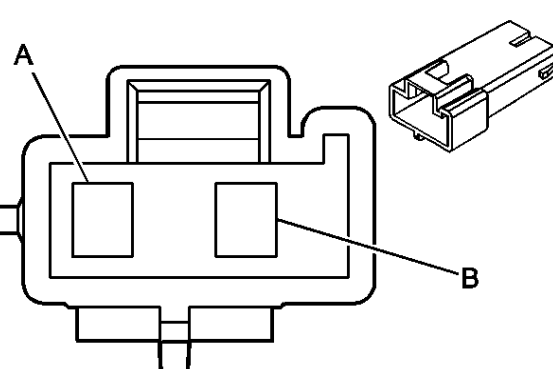
- OEM: 12052832
- Service: 12101825
- Description: 2-Way F Metri-Pack 150 Series (BK)

Terminal Part Information

- Terminal/Tray: 12047767/2
- Core/Insulation Crimp: E/A
- Release Tool/Test Probe: 12094429/J-35616-2A (GY)

Speaker - RF Door

Pin	Wire Color	Circuit No.	Function
A	D-GN	117	Right Front Speaker Output (-)
B	L-GN	200	Right Front Speaker Output (+)

Speaker - RF Tweeter**Connector Part Information**

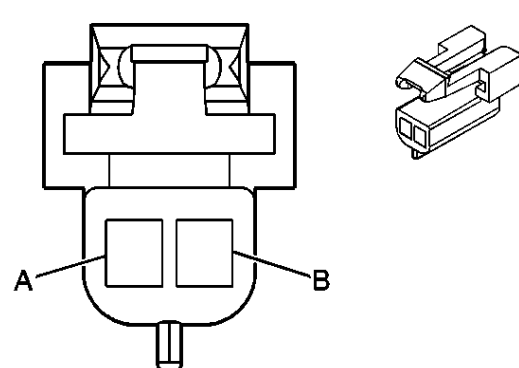
- OEM: 12052832
- Service: 12101825
- Description: 2-Way M Metri-Pack 280 Series (WH)

Terminal Part Information

- Terminal/Tray: 12047767/2
- Core/Insulation Crimp: E/A
- Release Tool/Test Probe: 12094429/J-35616-2A (GY)

Speaker - RF Tweeter

Pin	Wire Color	Circuit No.	Function
A	D-GN	117	Right Front Speaker Output (-)
B	L-GN	200	Right Front Speaker Output (+)

Speaker - RR Door**Connector Part Information**

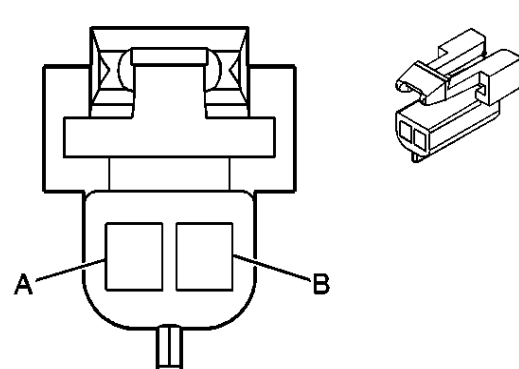
- OEM: 12052832
- Service: 12101825
- Description: 2-Way F Metri-Pack 150 Series (BK)

Terminal Part Information

- Terminal/Tray: 12047767/2
- Core/Insulation Crimp: E/A
- Release Tool/Test Probe: 12094429/J-35616-2A (GY)

Speaker - RR Door

Pin	Wire Color	Circuit No.	Function
A	L-BU	115	Right Rear Speaker Output (-)
B	D-BU	46	Right Rear Speaker Output (+)

Speaker - Left Twiddler (Except SUT)**Connector Part Information**

- OEM: 12052832
- Service: 12101825
- Description: 2-Way F Metri-Pack 150 Series (BK)

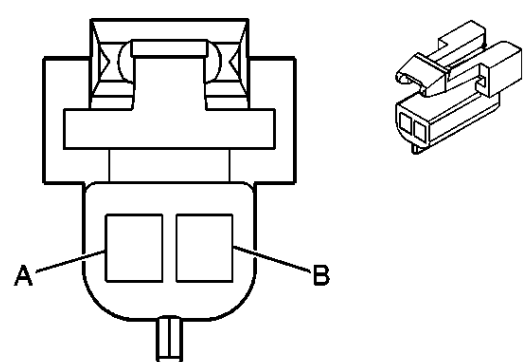
Terminal Part Information

- Terminal/Tray: 12047767/2
- Core/Insulation Crimp: E/A
- Release Tool/Test Probe: 12094429/J-35616-2A (GY)

Speaker - Left Twiddler (Except SUT)

Pin	Wire Color	Circuit No.	Function
A	YE	116	Left Rear Speaker Output (-)
B	BN	199	Left Rear Speaker Output (+)

Speaker - Right Twiddler (Except SUT)



Connector Part Information

- OEM: 12052832
- Service: 12101825
- Description: 2-Way F Metri-Pack 150 Series (BK)

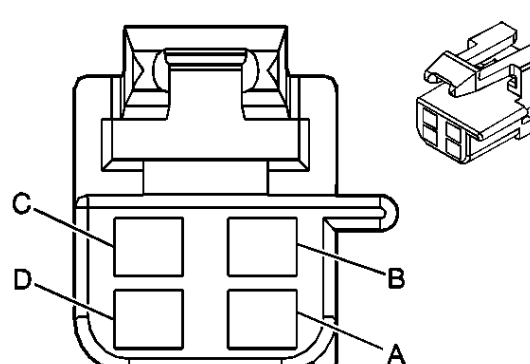
Terminal Part Information

- Terminal/Tray: 12047767/2
- Core/Insulation Crimp: E/A
- Release Tool/Test Probe: 12094429/J-35616-2A (GY)

Speaker - Right Twiddler (Except SUT)

Pin	Wire Color	Circuit No.	Function
A	L-BU	115	Right Rear Speaker Output (-)
B	D-BU	46	Right Rear Speaker Output (+)

Speaker - Subwoofer



Connector Part Information

- OEM: 12064760
- Service: 12085208
- Description: 4-Way F Metri-Pack 150 Series (BK)

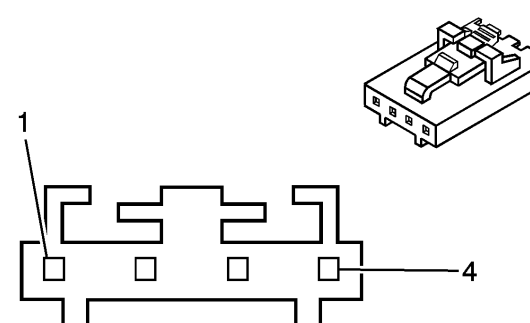
Terminal Part Information

- Terminal/Tray: See Terminal Repair Kit
- Core/Insulation Crimp: See Terminal Repair Kit
- Release Tool/Test Probe: See Terminal Repair Kit

Speaker - Subwoofer

Pin	Wire Color	Circuit No.	Function
A	L-GN/BK	1794	Left Subwoofer Speaker Output (-)
B	D-BU/WH	346	Left Subwoofer Speaker Output (+)
C	D-GN	1795	Right Subwoofer Speaker Output (+)
D	L-BU/BK	315	Right Subwoofer Speaker Output (-)

Steering Wheel Control Assembly - Lower Left



Connector Part Information

- OEM: 50579404
- Service: See Catalog
- Description: 4-Way F Molex (BLK)

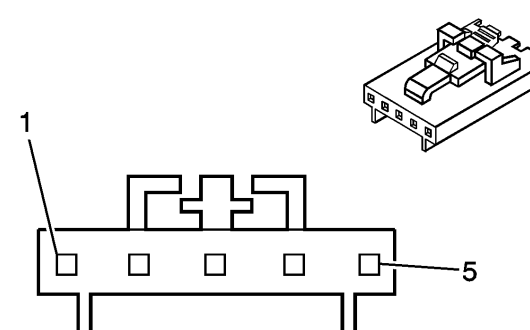
Terminal Part Information

- Terminal/Tray: See Terminal Repair Kit
- Core/Insulation Crimp: See Terminal Repair Kit
- Release Tool/Test Probe: See Terminal Repair Kit

Steering Wheel Control Assembly - Lower Left

Pin	Wire Color	Circuit No.	Function
1	BN	230	Instrument Panel Lamps Dimming Control
2	YE	1327	DIC Fuel Signal
3	D-BU	894	DIC Toggle Switch Signal
4	BLK	1851	Ground

Steering Wheel Control Assembly - Lower Right



Connector Part Information

- OEM: 50579405
- Service: See Catalog
- Description: 5-Way F Molex (BK)

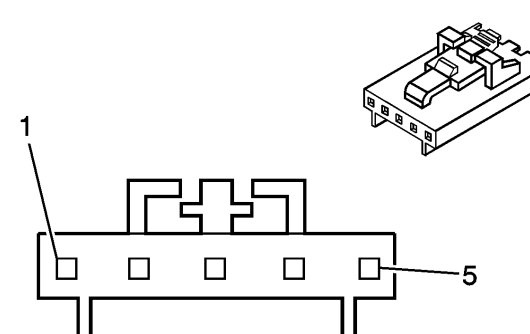
Terminal Part Information

- Pins: 1 - 4
- Terminal/Tray: See Terminal Repair Kit
- Core/Insulation Crimp: See Terminal Repair Kit
- Release Tool/Test Probe: See Terminal Repair Kit

Steering Wheel Control Assembly - Lower Right

Pin	Wire Color	Circuit No.	Function
1	BN	230	Instrument Panel Lamps Dimming Control
2	D-GN	1358	DIC Switch Signal
3	OG	1816	DIC Set/Reset Switch Signal
4	BLK	1851	Ground
5	--	--	Not Used

Steering Wheel Control Assembly - Upper Left





Connector Part Information

- OEM: 50579405
- Service: See Catalog
- Description: 5-Way F Molex (BK)

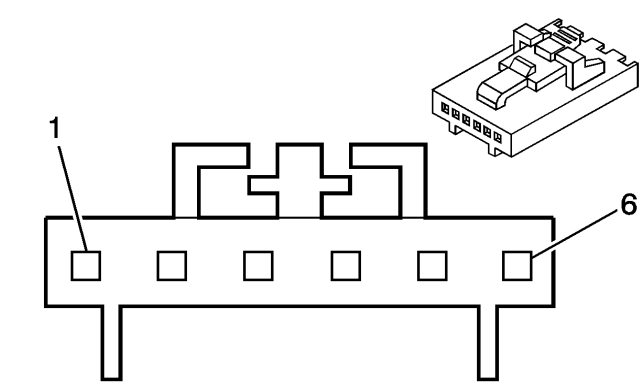
Terminal Part Information

- Pins: 1 - 3, 5
- Terminal/Tray: See Terminal Repair Kit
- Core/Insulation Crimp: See Terminal Repair Kit
- Release Tool/Test Probe: See Terminal Repair Kit

Steering Wheel Control Assembly - Upper Left

Pin	Wire Color	Circuit No.	Function
1	L-GN	1011	Remote Radio Control Signal
2	BN	230	Instrument Panel Lamps Dimming Control
3	BK	1851	Ground
4	--	--	Not Used
5	L-GN	1011	Remote Radio Control Signal

Steering Wheel Control Assembly - Upper Right



Connector Part Information

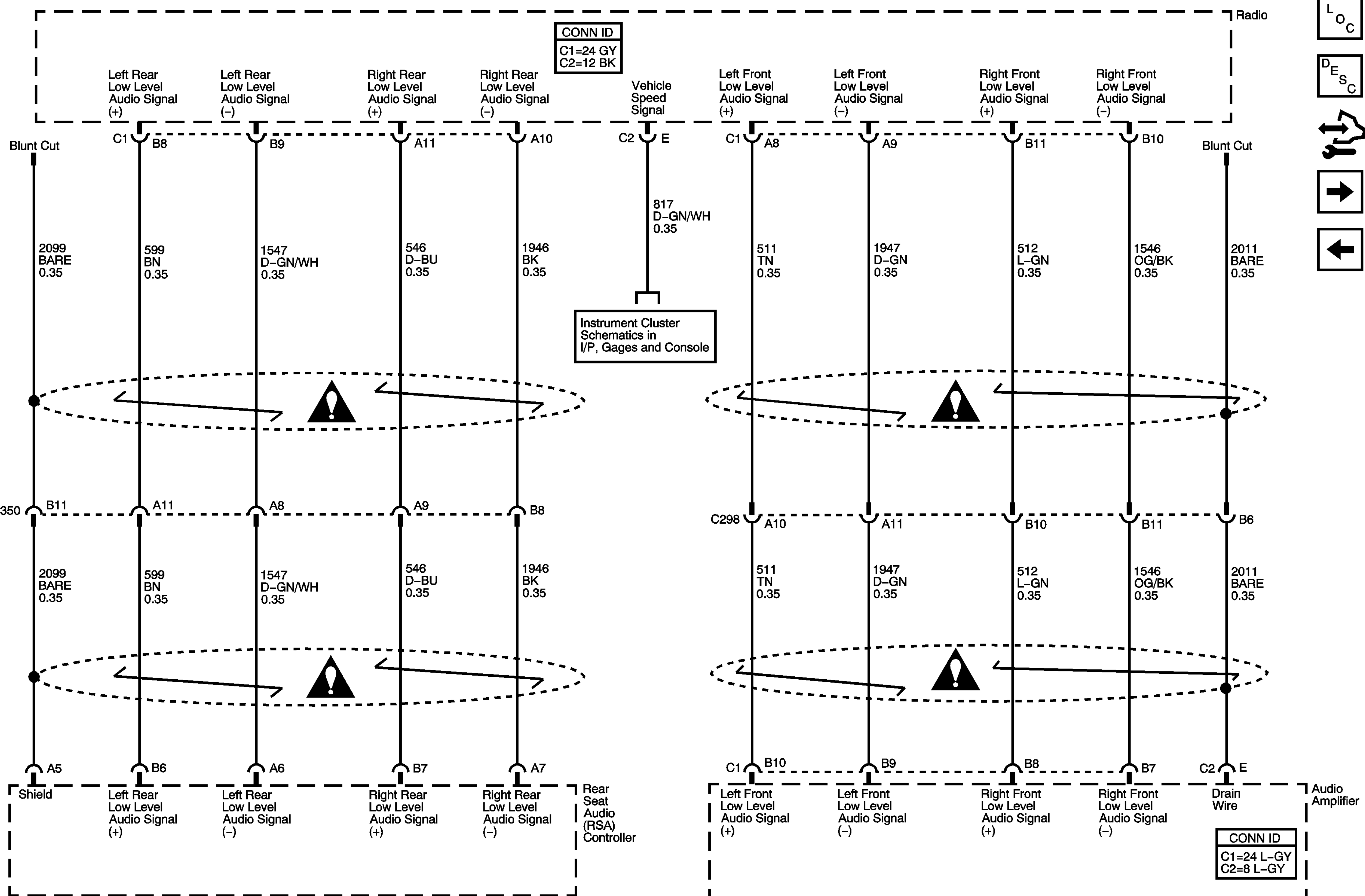
- OEM: 50579406
- Service: See Catalog
- Description: 6-Way F Molex (BLK)

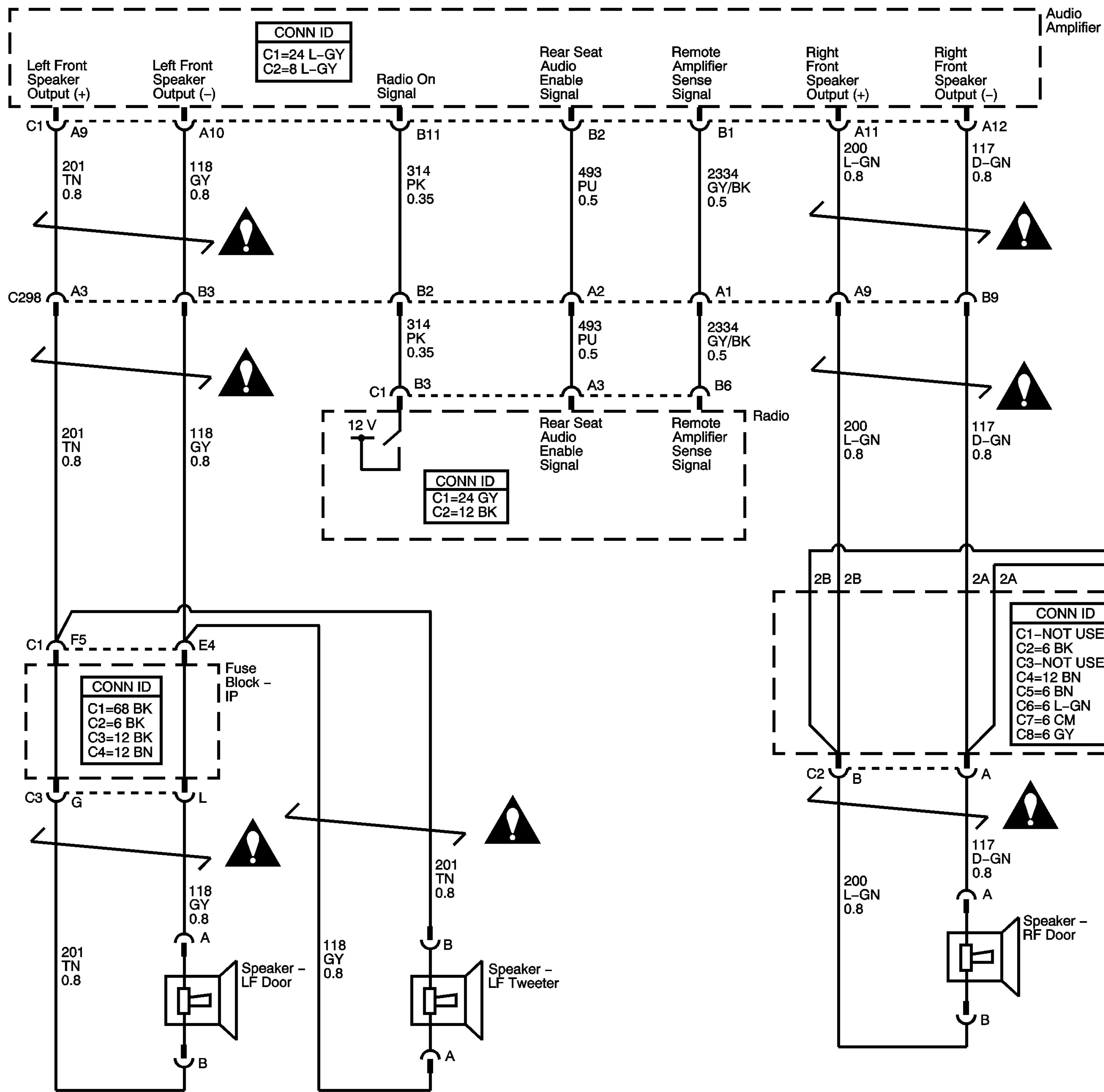
Terminal Part Information

- Pins: 1 - 3, 5, 6
- Terminal/Tray: See Terminal Repair Kit
- Core/Insulation Crimp: See Terminal Repair Kit
- Release Tool/Test Probe: See Terminal Repair Kit

Steering Wheel Control Assembly - Upper Right



Pin	Wire Color	Circuit No.	Function
1	WH	2283	12-Volt Reference
2	L-GN	1011	Remote Radio Control Signal
3	BN	230	Instrument Panel Lamps Dimming Control
4	--	--	Not Used
5	BK	1851	Ground
6	L-GN	1011	Remote Radio Control Signal

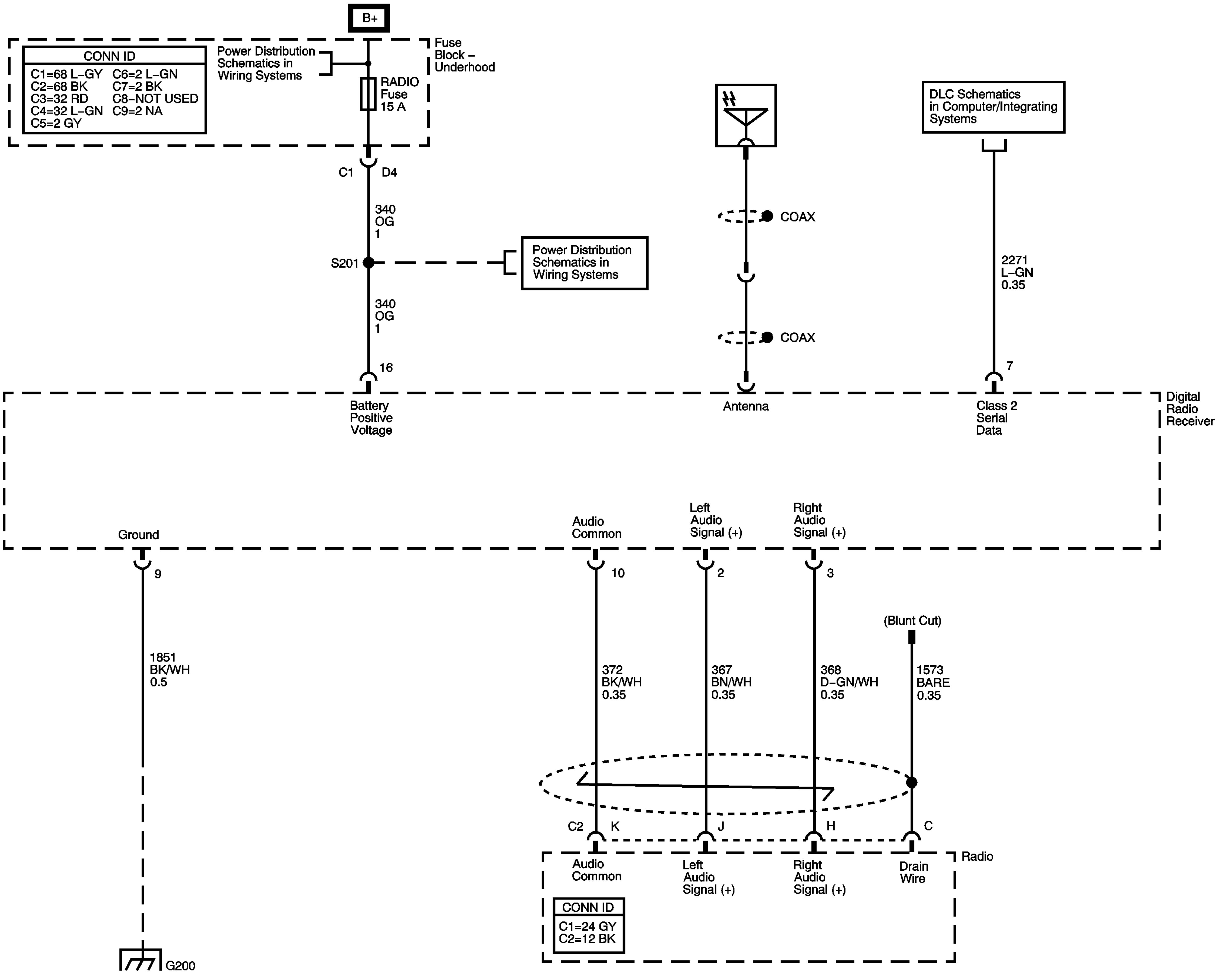




L O C


D E S C

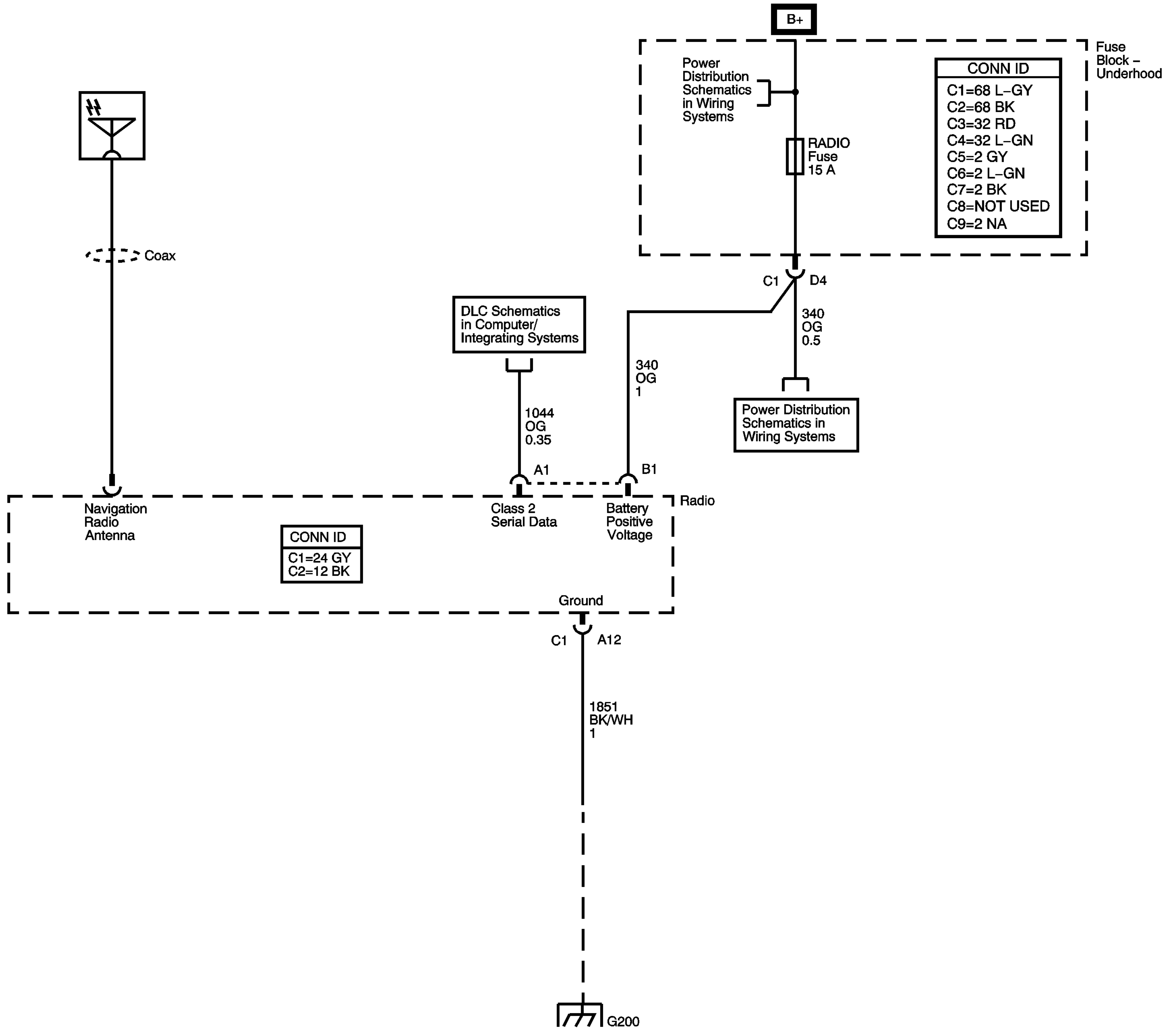




L O C

D E S C





LOC

DESC

