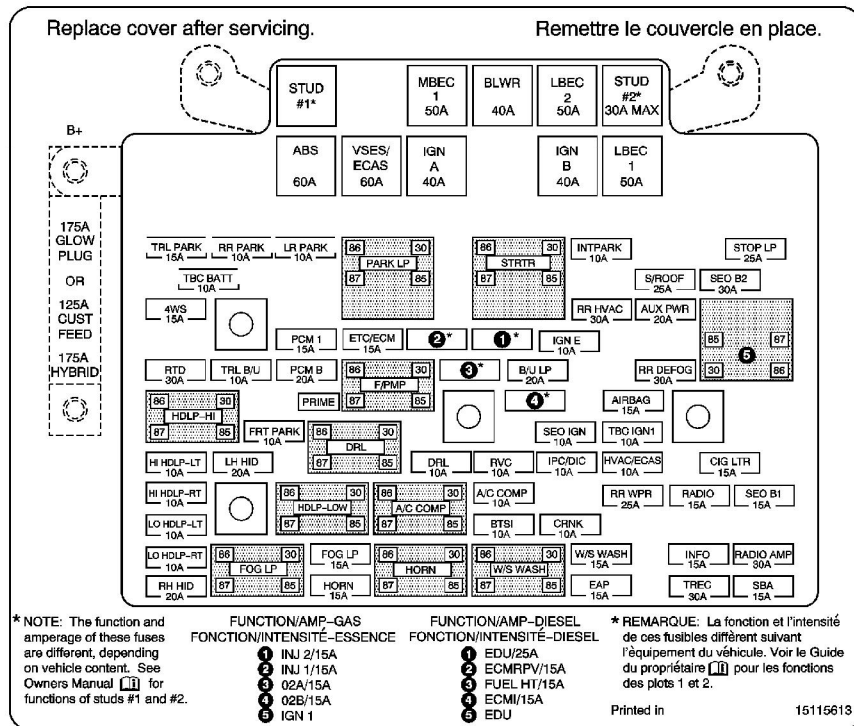


Electrical Center Identification Views

- Table 1: [Fuse Block - Underhood Label Usage](#)
- Table 2: [Fuse Block - Underhood C1](#)
- Table 3: [Fuse Block - Underhood C2](#)
- Table 4: [Fuse Block - Underhood C3](#)
- Table 5: [Fuse Block - Underhood C4](#)
- Table 6: [Fuse Block - Underhood C5](#)
- Table 7: [Fuse Block - Underhood C6](#)
- Table 8: [Fuse Block - Underhood C7](#)
- Table 9: [Fuse Block - Underhood C9](#)
- Table 10: [Fuse Block - I/P C1](#)
- Table 11: [Fuse Block - I/P C2](#)
- Table 12: [Fuse Block - I/P C3](#)
- Table 13: [Fuse Block - I/P C4](#)
- Table 14: [Relay Block - I/P Label Usage](#)
- Table 15: [Relay Block - I/P C1](#)
- Table 16: [Relay Block - I/P C3](#)
- Table 17: [Relay Block - I/P C4](#)
- Table 18: [Relay Block - I/P C7 \(Trailer Wiring\)](#)
- Table 19: [Relay Block - I/P C7 \(USB/USC/UNR\)](#)
- Table 20: [Relay Block - I/P C10](#)
- Table 21: [Junction Block - Wire Entry](#)
- Table 22: [Junction Block - I/P C2](#)
- Table 23: [Junction Block - I/P C4](#)
- Table 24: [Junction Block -- I/P C5](#)
- Table 25: [Junction Block - I/P C6](#)
- Table 26: [Junction Block - I/P C7](#)
- Table 27: [Junction Block - I/P C8](#)

[Fuse Block - Underhood Label](#)



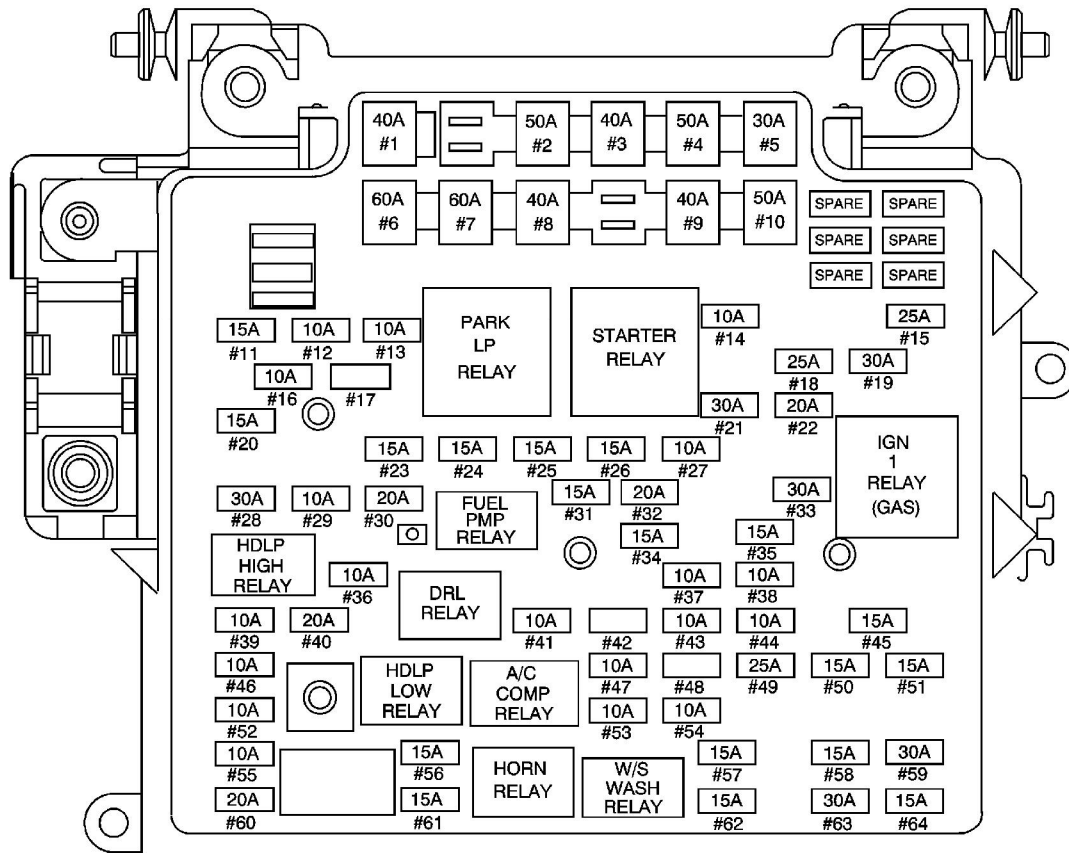
Fuse Block - Underhood Label Usage

Device	Rating	Description
STUD 1 Fuse	40A	Trailer Wiring
MBEC Fuse	50A	SEAT CB, RT DOOR CB
BLOWER Fuse	40A	HVAC Blower Motor - High Speed
LBEC 2 Fuse	50A	LOCKS Fuse, DDM Fuse, PDM Fuse, AUX PWR 2 Fuse
STUD 2 Fuse	30A	Trailer Wiring, Off Road Lamps
ABS Fuse	60A	Electronic Brake Control Module (EBCM)
VSES/ECAS Fuse	60A	ECAS Relay
IGN A Fuse	40A	Ignition Switch RUN, START, RUN/START/ACCY, STARTER Relay
IGN B Fuse	40A	Ignition Switch RUN/ACC, RUN/START
LBEC 1 Fuse	50A	FLASH Fuse, TBC 2A Fuse, TBC 2B Fuse, TBC 2C Fuse, LT DOORS Fuse
TRL PARK Fuse	15A	Trailer Wiring
RR PARK Fuse	10A	Tail/Stop Lamp - Right, License Lamp - Right, Side Marker Lamp - Right Rear
LR PARK Fuse	10A	Tail/Stop Lamp - Left, License Lamp - Left, Side Marker Lamp - Left Rear
INT PARK RF Fuse	10A	SIR Defeat Switch, Clearance Lamps, Marker Lamps, Trailer Jumper
STOP LP Fuse	25A	Stop Lamp Switch

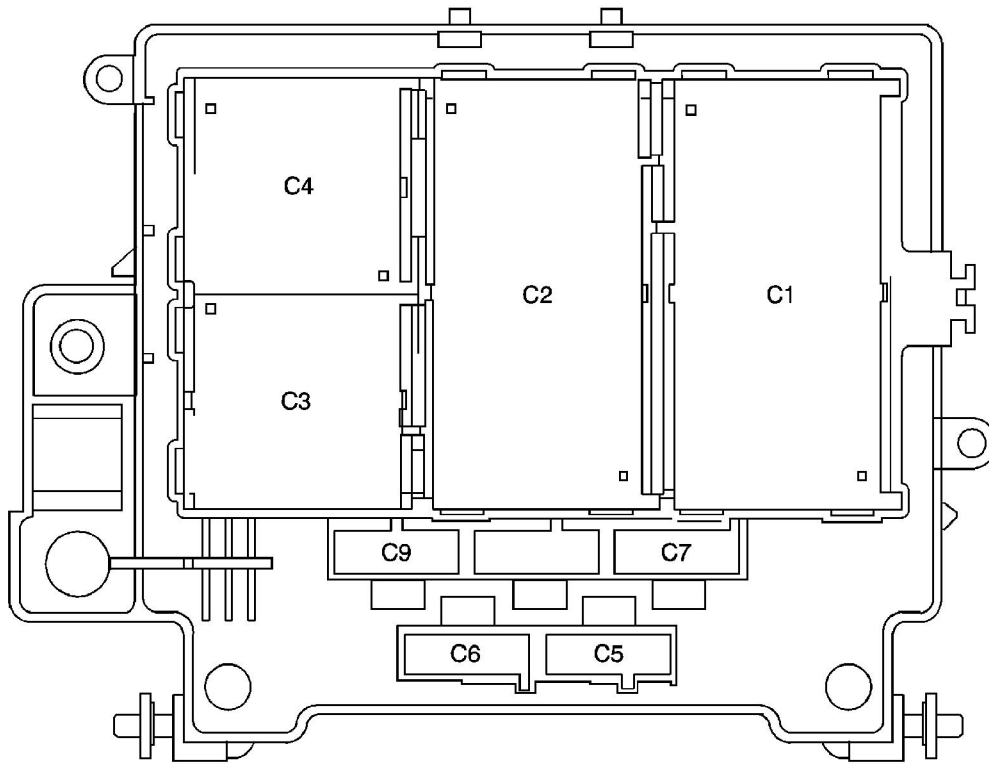
TBC BATT Fuse	10A	BCM
PARK LP Relay	--	TRLR PARK Fuse, LR PARK Fuse, RR PARK Fuse, F PARK Fuse, MARKER LP Fuse
STARTER Relay	--	Starter
SUNROOF Fuse	25A	Sunroof Relay
SEO B2 Fuse	30A	Electronic Brake Control Module (EBCM)
4WS Fuse	15A	EVAP Canister Vent Solenoid
RR HVAC	30A	Rear HVAC Module
AUX PWR 1 Fuse	20A	Accessory Power Outlets
PCM 1 Fuse	15A	Evaporative Emission (EVAP) Canister Purge Solenoid, Powertrain Control Module (PCM), Mass Air Flow (MAF) Sensor/Intake Air Temperature (IAT) Sensor
ETC/ECM Fuse	15A	Throttle Actuator Control (TAC), Electronic Brake Control Module (EBCM)
INJ 1 Fuse	15A	Odd Ignition Coils, Odd Fuel Injectors
INJ 2 Fuse	15A	Even Ignition Coils, Even Fuel Injectors
IGN E Fuse	10A	A/C Compressor Relay, I/P Cluster, Turn/Hazard Switch
RTD Fuse	30A	Not Used
TRL B/U Fuse	10A	BCM Module, Trailer Connector
PCM B Fuse	20A	Fuel Pump Relay, PCM
F/PMP Relay	--	Fuel Pump
O2 Sensor A Fuse	15A	Heated Oxygen Sensors - Left/Right - Before Catalytic Converter
B/U LP Fuse	20A	Park/Neutral Position Switch (PNP)
RR DEFOG Fuse	30A	DEFOG Relay
HDLP-HI Relay	--	High Beam - Left, High Beam - Right
O2 B Fuse	15A	Heated Oxygen Sensors - Left/Right - After Catalytic Converter
SIR Fuse	15A	Inflatable Restraint I/P Module Disable Switch, Inflatable Restraint Sensing and Diagnostic Module (SDM)
FRT PARK Fuse	10A	LF/RF Park/Turn Lamps, LF/RF Side Marker Lamps
SEO IGN Fuse	10A	Rear Defogger Relay
TBC IGN 1 Fuse	10A	Body Control Module (BCM)
HI HDLP - LT Fuse	10A	Headlamp - High Beam - Left
LH HID Fuse	20A	Not Used
DRL Relay	--	DRL - Left, DRL - Right

DRL Fuse	10A	Daytime Running Lamps (DRL) Relay
IPC/DIC Fuse	10A	Instrument Panel Cluster (IPC)
HVAC/ECAS Fuse	10A	HVAC Control Module, Air Suspension Module
CIG LTR Fuse	15A	Cigar Lighter, Data Link Connector (DLC)
HI HDLP RT Fuse	10A	Highbeam Headlamp - Right
HDLP-LOW Relay	--	Headlamp - Low Beam - Left, Headlamp - Low Beam - Right
A/C COMP Relay	--	A/C Compressor Clutch Assembly
A/C COMP Fuse	10A	A/C Compressor Clutch Relay
RR WPR	25A	Rear Window Wiper Motor
RADIO Fuse	15A	Radio, Rear Seat Audio (RSA)
SEO B1 Fuse	15A	Heated Seat Module - LR/RR, Garage Door Opener
LO HDLP - LT Fuse	10A	Headlamp - Low Beam - Left
BTSI Fuse	10A	Stoplamp Switch, Floor Shifter Shift Lock Control Solenoid
CRANK Fuse	10A	Ignition Switch, PCM Module
LO HDLP - RT Fuse	10A	Headlamp - Low Beam - Right
FOG LP Relay	--	Not Used
FOG LP Fuse	15A	Not Used
HORN Relay	--	Horn - Low Note, Horn - High Note
W/S WASH Relay	--	Front Windshield Washer Motor and Module
W/S WASH Fuse	15A	W/S WASH Relay, Front Windshield Washer Motor and Module
INFO Fuse	15A	Vehicle Communication Interface Module (VCIM)
RADIO AMP Fuse	30A	Radio Amplifier
RH HID Fuse	20A	Not Used
HORN Fuse	15A	Horn - High/Low Note
EAP Fuse	15A	Not Used
TREC Fuse	30A	Transfer Case Control Module
SBA Fuse	15A	Not Used

Fuse Block - Underhood Top View



Fuse Block - Underhood Bottom View



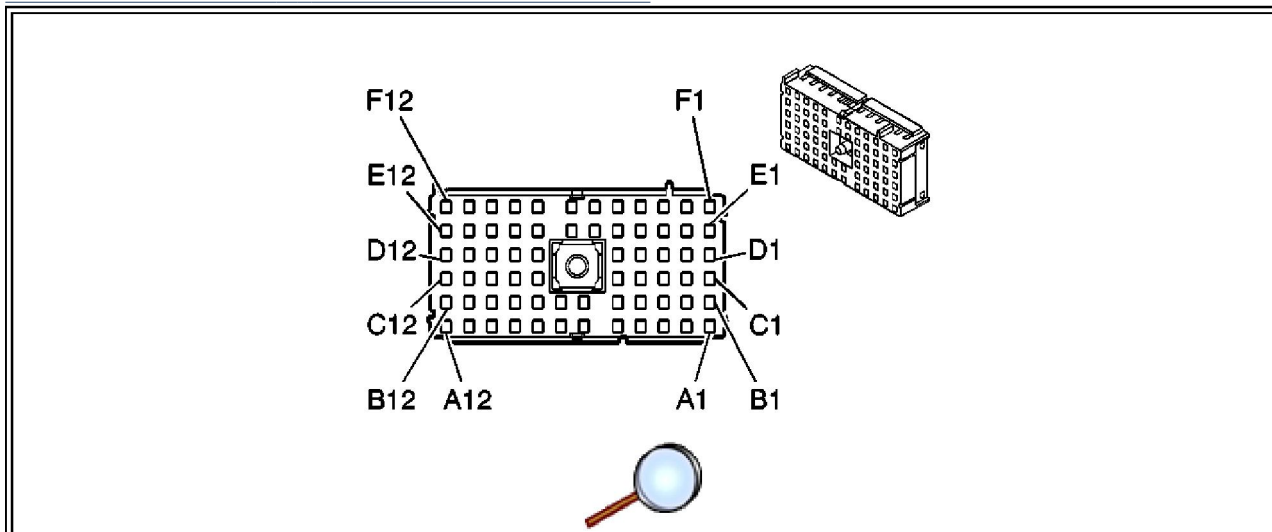
Fuse Block - Underhood C1

Connector Part Information	<ul style="list-style-type: none">• 12193905• 68-Way F Metri-Pack 280 Series Flexlock (GY)

Pin	Wire Color	Circuit No.	Function
A1-A2	--	--	Not Used
A3	YE	5	Crank Voltage
A4	OG	2040	Battery Positive Voltage (Except SUT)
A5	OG	4340	Battery Positive Voltage
	OG	4340	Battery Positive Voltage
A6	PK	39	Ignition 1 Voltage
A7	YE	1139	Ignition 1 Voltage
	YE	1139	Ignition 1 Voltage
A8	L-GN/BK	584	A/T Shift Lock Control Switch Supply Voltage
	L-GN/BK	584	A/T Shift Lock Control Switch Supply Voltage
A9	PK	3	Ignition 1 Voltage
A10 - A11	--	--	Not Used
A12	BN	2409	Interior Park Lamps Supply Voltage
	BN	2409	Interior Park Lamps Supply
B1	--	--	Not Used
B2	OG	2268	Washer Fluid Pump Relay Control
B3-B7	--	--	Not Used
B8	OG	1840	Battery Positive Voltage
B9	BK/WH	1969	Headlamp High Beam Relay Control
B10	--	--	Not Used
B11	OG	3840	Battery Positive Voltage
B12	RD	142	Battery Positive Voltage
C1	OG	1640	Battery Positive Voltage
C2	OG	3240	Battery Positive Voltage (Except UE4)
	OG	3240	Battery Positive Voltage (Except UE4)
C3	BK	28	Horn Relay Control
	BK	28	Horn Relay Control
C4-C8	--	--	Not Used
C9	PK	1020	Ignition 0 Voltage
	PK	1020	Ignition 0 Voltage
C10	OG	1040	Battery Positive Voltage
C11	--	--	Not Used
C12	PU	420	TCC Brake Switch Signal
D1-D2	--	--	Not Used
D3	PK/WH	1970	Headlamp Low Beam Relay Control
D4	OG	340	Battery Positive Voltage
D5	OG	640	Battery Positive Voltage
	OG	640	Battery Positive Voltage
D8-D9	--	--	Not Used

D10	PK	639	Ignition 1 Voltage
	PK	639	Ignition 1 Voltage
D11	--	--	Not Used
D12	OG	1140	Battery Positive Voltage
E1-E2	--	--	Not Used
E3	L-GN /BK	592	DRL Relay Control
E4	OG	4540	Battery Positive Voltage
E5-E6	--	--	Not Used
E7	L-BU	1320	Stop Lamp Supply Voltage
E8-E9	--	--	Not Used
E10	D-BU	2115	Right Turn Signal Lamps Supply Voltage
E11	OG	2340	Battery Positive Voltage
E12	--	--	Not Used
F1	--	--	Not Used
F2	OG	3740	Battery Positive Voltage
F3	L-BU	2114	Left Turn Signal Lamps Supply Voltage
F4	--	--	Not Used
F5	PK	739	Ignition 1 Voltage
F6	PK	639	Ignition 1 Voltage
F7	OG	2840	Battery Positive Voltage
F8-F9	--	--	Not Used
F10	GY	1524	Backup Lamp Signal
F11	WH	1080	Park Lamp Relay Control
F12	OG	1540	Battery Positive Voltage

Fuse Block - Underhood C2

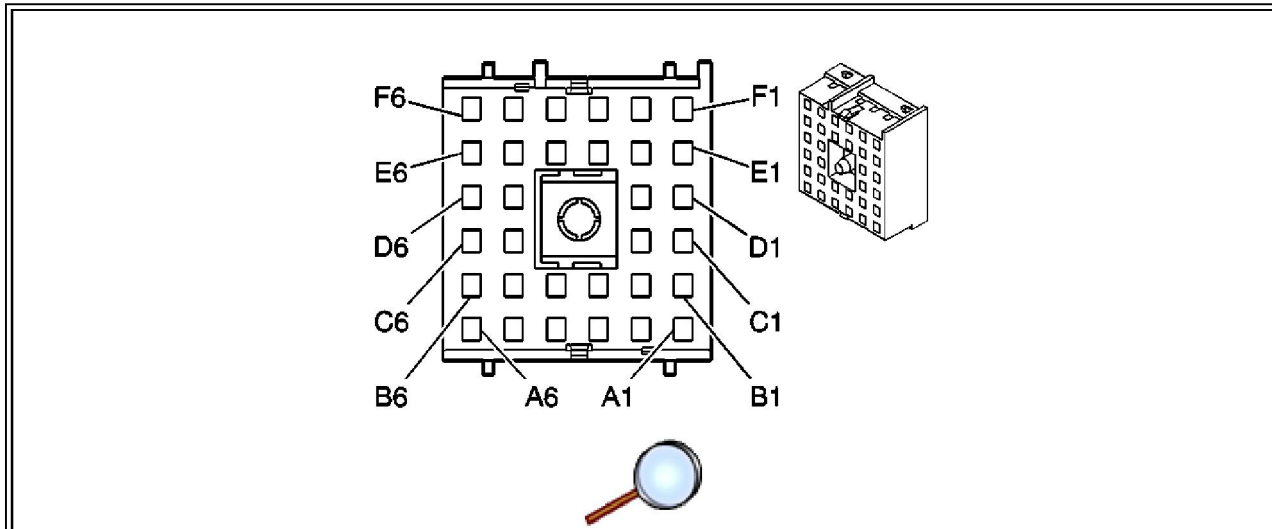


Connector Part Information		<ul style="list-style-type: none"> • 12193906 • 68-Way F Metri-Pack 280 Series (BK) 	
Pin	Wire Color	Circuit No.	Function

A1-A2	--	--	Not Used
A3	D-GN	59	A/C Compressor Clutch Supply Voltage
A4-A6	--	--	Not Used
A7	D-GN/WH	465	Fuel Pump Relay Control
A8	OG	440	Battery Positive Voltage
A9	PK	1339	Ignition 1 Voltage
	PK	1339	Ignition 1 Voltage
A10	L-BU	1320	Stop Lamp Supply Voltage
A11	GY	1524	Backup Lamp Signal
A12	PK	439	Ignition 1 Voltage
	PK	439	Ignition 1 Voltage
B1-B6	--	--	Not Used
B7	BK	550	Ground
B8	OG	440	Battery Positive Voltage
B9	PK	1039	Ignition 1 Voltage
B10	PK	439	Ignition 1 Voltage
B11-B12	--	--	Not Used
C1-C2	--	--	Not Used
C3	D-GN/WH	459	A/C Compressor Clutch Relay Control
C4-C9	--	--	Not Used
C10	PK	1039	Ignition 1 Voltage
	PK	1039	Ignition 1 Voltage
C11	--	--	Not Used
C12	PU	420	TCC Brake Switch Signal
D1-D2	--	--	Not Used
D3	L-GN	275	Park Neutral Position Switch Park Signal
D4-D5	--	--	Not Used
D8	PK	1539	Ignition 1 Voltage
	PK	1539	Ignition 1 Voltage
D9	PK	1239	Ignition 1 Voltage
	PK	1239	Ignition 1 Voltage
D10	PK	1039	Ignition 1 Voltage
	PK	1039	Ignition 1 Voltage
D11	PU	6	Starter Solenoid Crank Voltage
D12	YE/BK	625	Starter Enable Relay Control
E1-E5	--	--	Not Used
E6	PK	1239	Ignition 1 Voltage
	PK	1239	Ignition 1 Voltage
E7	PK	539	Ignition 1 Voltage
	PK	539	Ignition 1 Voltage

E8-E9	--	--	Not Used
E10	PK	1239	Ignition 1 Voltage
E11-E12	--	--	Not Used
F1-F2	--	--	Not Used
F3	PU	806	Crank Voltage
F4-F7	--	--	Not Used
F8	PK	839	Ignition 1 Voltage
F9	PK	639	Ignition 1 Voltage
F10	PK	1020	Ignition 0 Voltage
	PK	1020	Ignition 0 Voltage
F11	D-GN	1433	PNP Start Switch Signal
F12	--	--	Not Used

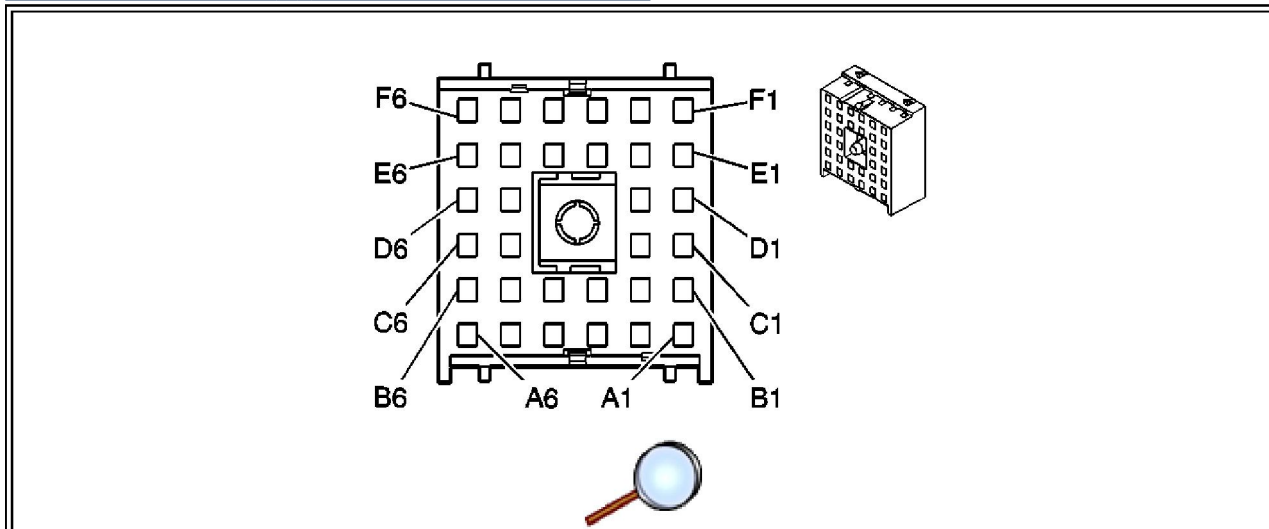
Fuse Block - Underhood C3



Connector Part Information		<ul style="list-style-type: none"> • 12193916 • 32-Way F Metri-Pack 280 Series (RD) 	
Pin	Wire Color	Circuit No.	Function
A1-A2	--	--	Not Used
A3	D-BU	2115	Right Turn Signal Lamps Supply Voltage
	D-BU	2115	Right Turn Signal Lamps Supply Voltage (SUT)
A4	OG	2640	Battery Positive Voltage
A5-A6	--	--	Not Used
B1-B2	--	--	Not Used
B3	L-BU	2114	Left Turn Signal Lamps Supply Voltage
	L-BU	2114	Left Turn Signal Lamps Supply Voltage (SUT)
B4	--	--	Not Used
B5	--	--	Vent Tube
B6	BN	2109	Trailer Park Lamps Supply Voltage

C1	--	--	Not Used
C2	L-GN	1624	Trailer Backup Lamps Supply Voltage
C3-C5	--	--	Not Used
C6	BN/WH	2609	Right Rear Park Lamps Supply Voltage
	BN/WH	2609	Right Rear Park Lamps Supply Voltage (Except SUT)
D1-D6	--	--	Not Used
E1-E3	--	--	Not Used
E4	BK	550	Ground
E5-E6	--	--	Not Used
F1	GY	120	Fuel Pump Supply Voltage
F2-F3	--	--	Not Used
F4	L-BU	1320	Stop Lamp Supply Voltage
	L-BU	1320	Stop Lamp Supply Voltage
F5	--	--	Not Used
F6	BN	2509	Left Rear Park Lamps Supply Voltage
	BN	2509	Left Rear Park Lamps Supply Voltage (Except SUT)

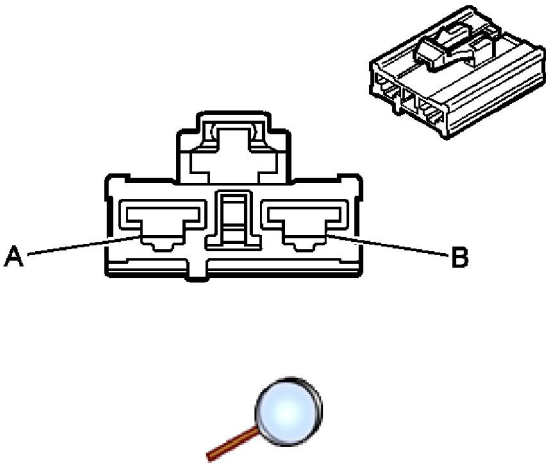
Fuse Block - Underhood C4



Connector Part Information		<ul style="list-style-type: none"> • 12193914 • 32-Way F Metri-Pack 280 Series (GN) 	
Pin	Wire Color	Circuit No.	Function
A1-A2	--	--	Not Used
A3	D-BU	2115	Right Turn Signal Lamps Supply Voltage
	D-BU	2115	Right Turn Signal Lamps Supply Voltage
A4	BK	550	Ground
A5	--	--	Not Used
A6	D-GN	1329	Horn Fuse Supply Voltage

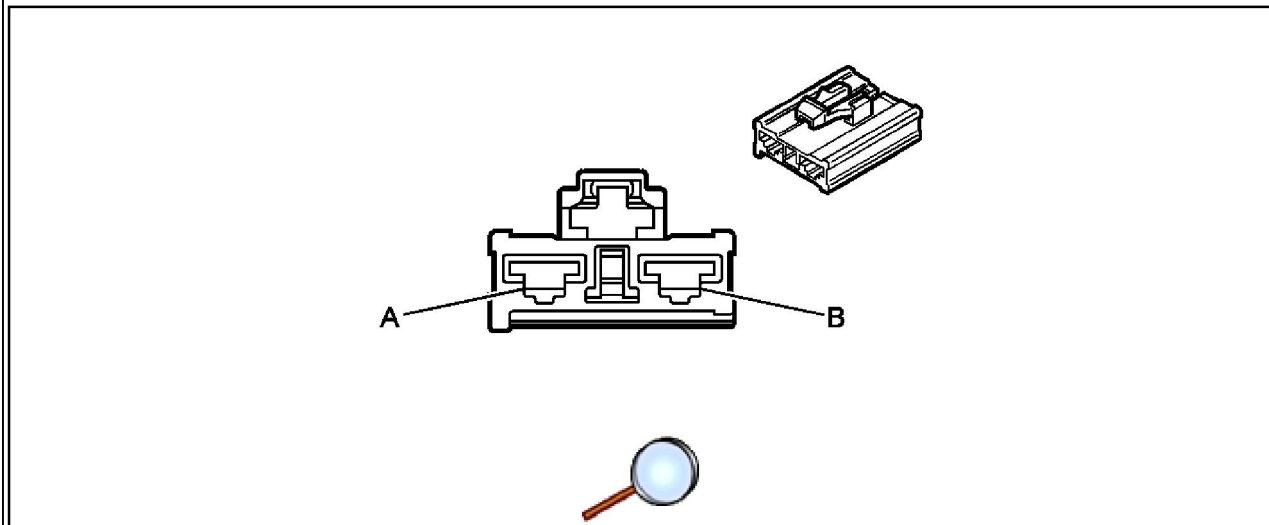
	D-GN	1329	Horn Fuse Supply Voltage
B1	--	--	Not Used
B2	D-BU	545	DRL Supply Voltage
	D-BU	545	DRL Supply Voltage
B3-B6	--	--	Not Used
C1	BN	2309	Front Park Lamps Supply Voltage
	BN	2309	Front Park Lamps Supply Voltage
C2	--	--	Not Used
C5	BN	2309	Front Park Lamps Supply Voltage
	BN	2309	Front Park Lamps Supply Voltage
C6	D-GN/WH	266	Washer Fluid Pump Supply Voltage
D1-D2	--	--	Not Used
D5 - D6	--	--	Not Used
E1	L-BU	2114	Left Turn Signal Lamps Supply Voltage
	L-BU	2114	Left Turn Signal Lamps Supply Voltage
E2	D-GN/WH	711	Left Headlamp High Beam Supply Voltage
E3	L-GN/BK	311	Right Headlamp High Beam Supply Voltage
E4-E6	--	--	Not Used
F1-F3	--	--	Not Used
F4	YE	712	Left Headlamp Low Beam Supply Voltage
F5	TN/WH	312	Right Headlamp Low Beam Supply Voltage
F6	--	--	Not Used

Fuse Block - Underhood C5



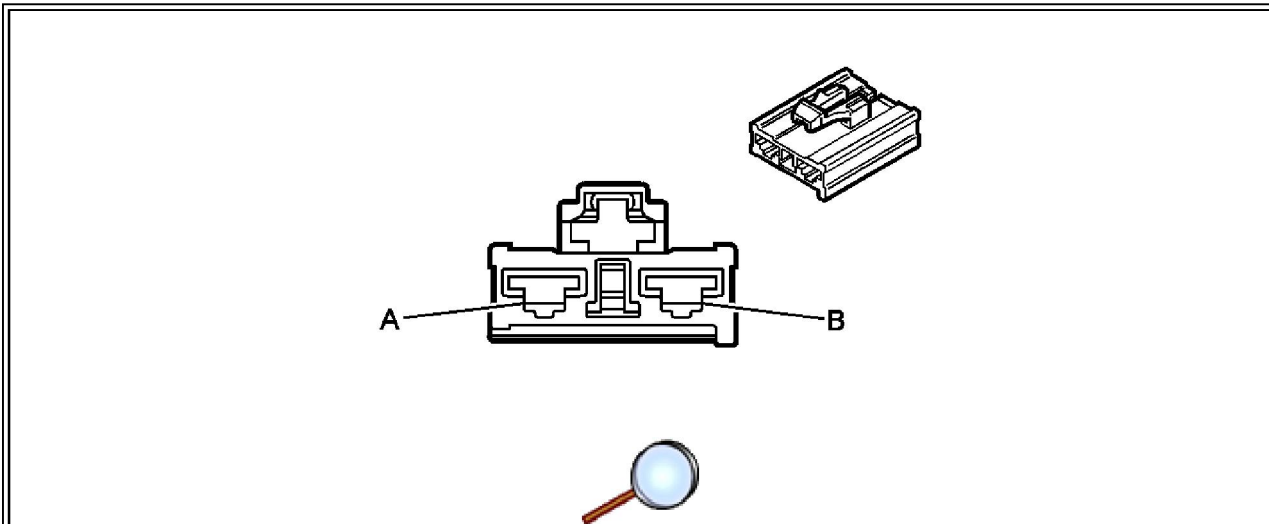
Connector Part Information		<ul style="list-style-type: none"> 15393171 2-Way F J-Type (MD GY) 	
Pin	Wire Color	Circuit No.	Function
A	RD	842	Battery Positive Voltage
B	RD	542	Battery Positive Voltage

Fuse Block - Underhood C6



Connector Part Information		<ul style="list-style-type: none"> • 15393172 • 2-Way F J-Type (L-GN) 	
Pin	Wire Color	Circuit No.	Function
A	RD	642	Battery Positive Voltage
B	--	--	Not Used

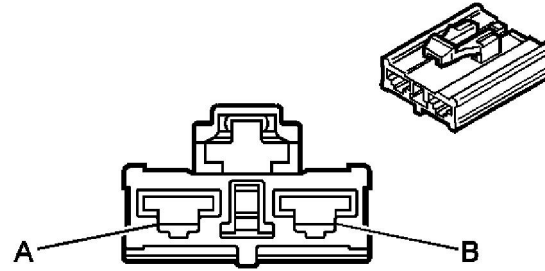
Fuse Block - Underhood C7



Connector Part Information		<ul style="list-style-type: none"> • 15393168 • 2-Way F J-Type (BK) 	
Pin	Wire Color	Circuit No.	Function
A	RD	342	Battery Positive Voltage
B	RD	42	Battery Positive Voltage

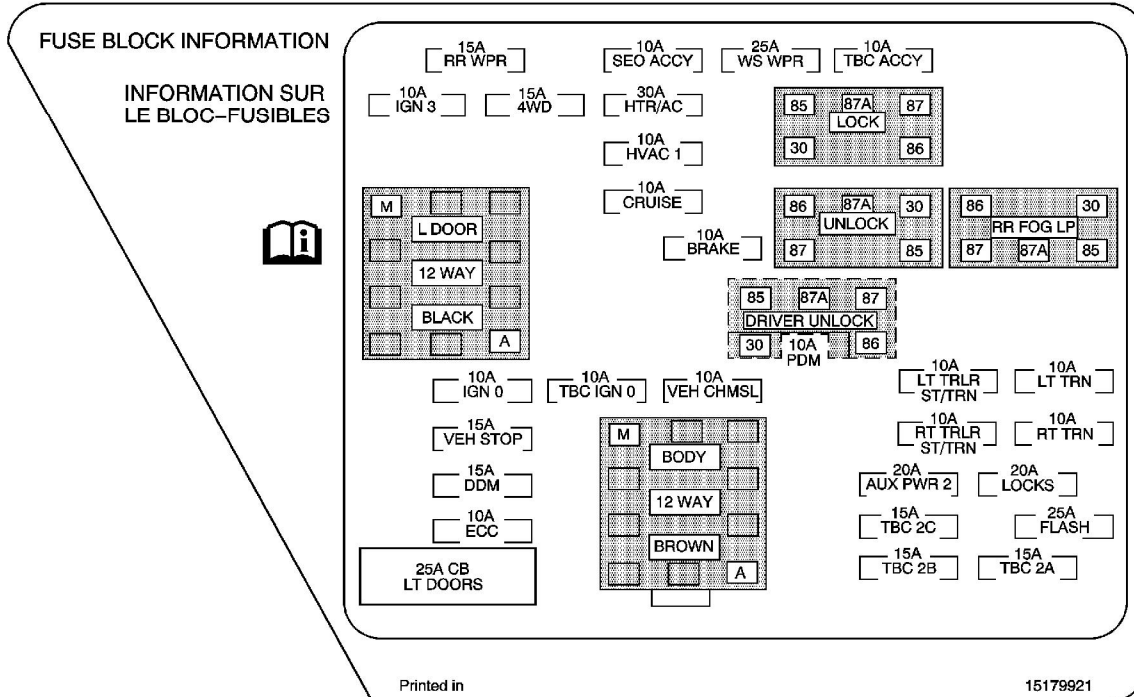
Fuse Block - Underhood C9





Connector Part Information		<ul style="list-style-type: none"> • 15393170 • 2-Way F J-Type (WH) 	
Pin	Wire Color	Circuit No.	Function
A	RD	442	Battery Positive Voltage
B	RD	4042	Battery Positive Voltage (ZM6)

Fuse Block - I/P Label

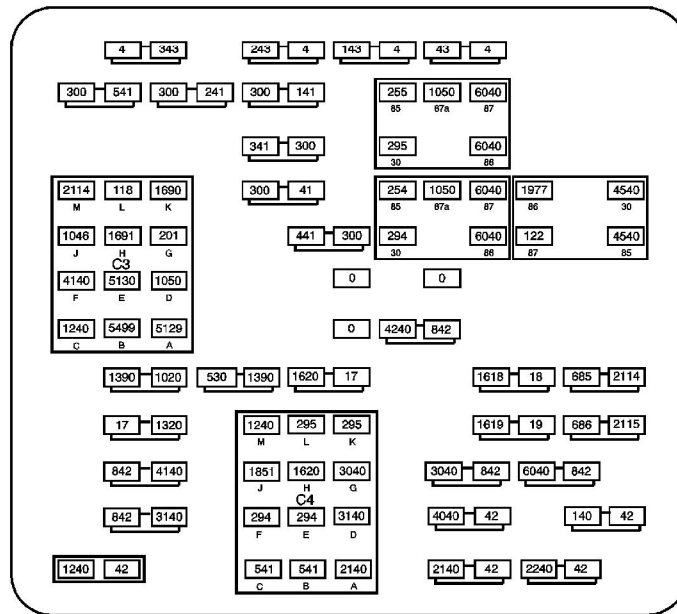


Device	Rating	Description
--------	--------	-------------

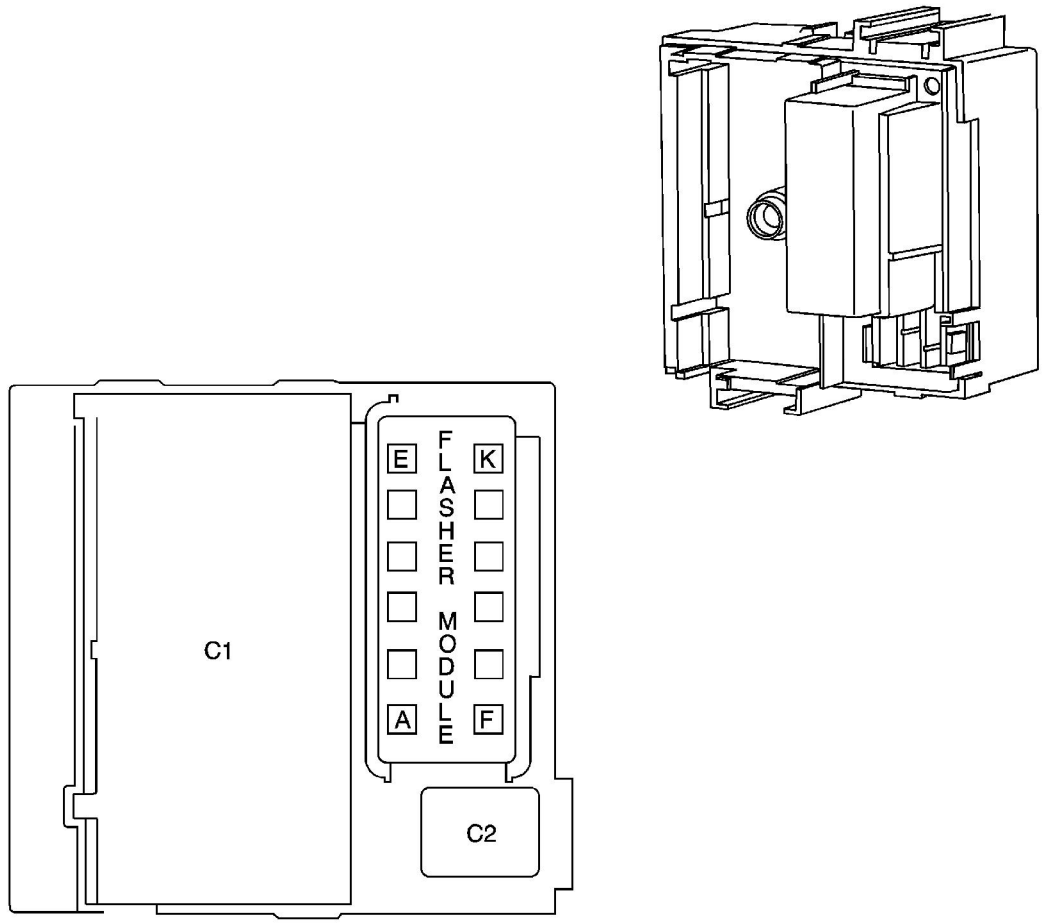
RR WPR Fuse	15A	Rear Window Wiper/Washer Switch
SEO ACCY Fuse	10A	Body Builder Provision
WS WPR Fuse	25A	Windshield Wiper Motor and Module
TBC ACCY Fuse	10A	Body Control Module (BCM)
IGN 3 Fuse	10A	Heated Seat Module - LR/RR
4WD Fuse	15A	Air Suspension Module, Ride Height Switch, Transfer Case Shift Control Switch
HTR A/C Fuse	30A	Not Used
LOCK Relay	--	Door Lock Actuator - Liftgate, Door Latch Assembly - LR, Door Latch Assembly - RR
HVAC 1 Fuse	10A	HVAC Control Module, HVAC Actuators, Inside Rearview Mirror
L DOOR	--	Fuse Block - I/P C4 (Driver Door Harness)
CRUISE Fuse	10A	Cruise Control Switch
UNLOCK Relay	--	Door Lock Actuator - Liftgate, Door Latch Assembly - LR, Door Latch Assembly - RR
RR FOG LP Relay	--	Not Used
BRAKE Fuse	10A	Stop Lamp Switch
DRIVER UNLOCK Relay	--	Not Used
PDM Fuse	10A	Front Passenger Door Module (FPDM)
IGN O Fuse	10A	Automatic Transmission, Powertrain Control Module (PCM), Shift Lock Control Keylock Solenoid
TBC IGN O Fuse	10A	Body Control Module (BCM)
VEH CHMSL Fuse	10A	CHMSL Stop Lamp, Trailer Wiring Provisions
LT TRLR ST/TRN Fuse	10A	Trailer Wiring Provisions
LT TRN Fuse	10A	Instrument Panel Cluster (IPC), Side Marker Lamps - LF/LR, Turn Signal Lamp - LR, Turn/Park Lamp - LF
VEH STOP Fuse	15A	Turn Signal/Hazard Flasher Module, VEH CHMSL Fuse
BODY	--	Relay Block - Body C3 (Body Harness)
RT TRLR ST/TRN Fuse	10A	Trailer Wiring Provisions
RT TRN Fuse	10A	Instrument Panel Cluster (IPC), Side Marker Lamps - RF/RR, Turn Signal Lamp - RR, Turn/Park Lamp - RF
DDM Fuse	15A	Driver Door Module (DDM)
AUX PWR 2 Fuse	20A	Midgate
LOCKS Fuse	20A	Door Lock/Unlock Relay
ECC Fuse	10A	Liftgate Door Lock Relay
TBC 2C Fuse	15A	Body Control Module (BCM)
FLASH Fuse	25A	Turn Signal/Hazard Flasher Module
LT DOORS CB	25A	Window Switch - LR, Driver Door Module (DDM)

TBC 2B Fuse	15A	Body Control Module (BCM)
TBC 2A Fuse	15A	Body Control Module (BCM)

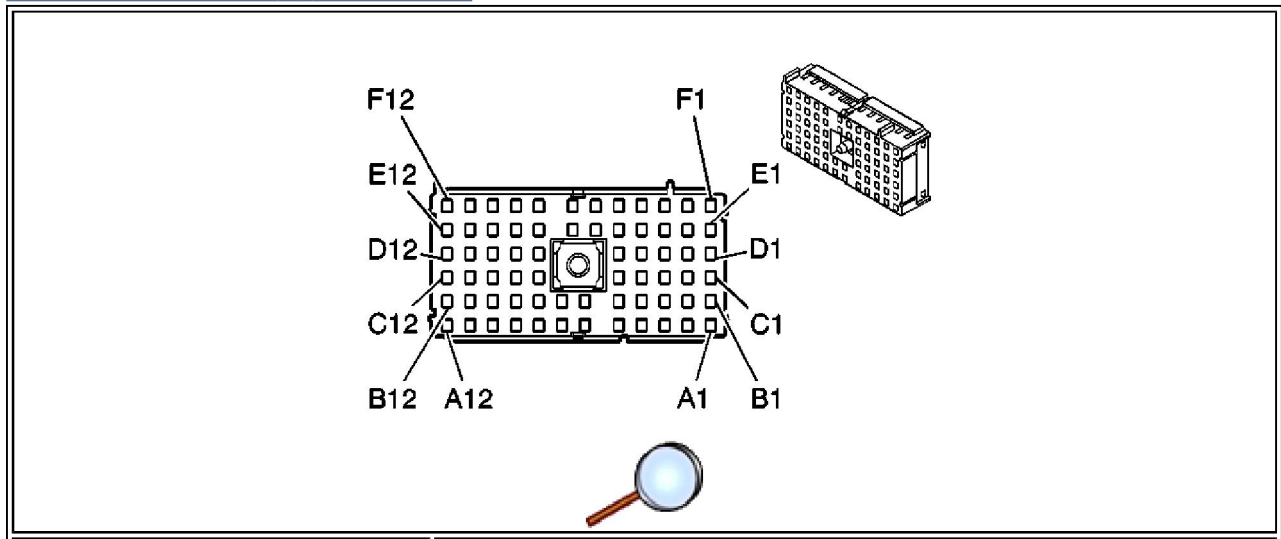
Fuse Block - I/P Top View



Fuse Block - I/P Bottom View



Fuse Block - I/P C1

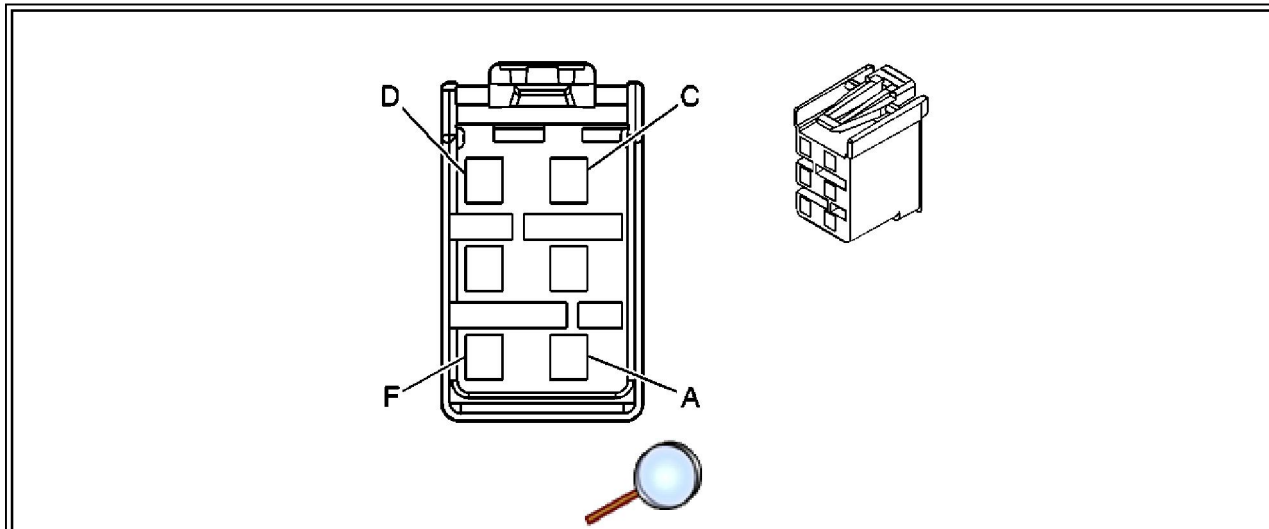


<p>Connector Part Information</p>	<ul style="list-style-type: none"> • 12193906 • 68-Way F Metri-Pack 280 Series (BK)
--	---

Pin	Wire Color	Circuit No.	Function
A1	--	--	Not Used
A2	GY/BK	255	Rear Door Lock Relay Control
A3	--	--	Not Used
A4	TN/BK	254	Rear Door Unlock Relay Control
A5-A6	--	--	Not Used
A7	OG	4240	Battery Positive Voltage
A8	YE	1618	Trailer Left Rear Turn/Stop Lamp Supply Voltage
A9	D-GN	1619	Trailer Right Rear Turn/Stop Lamp Supply Voltage
A10	--	--	Not Used
A11	D-BU	2115	Right Turn Signal Lamps Supply Voltage
A12	RD	42	Battery Positive Voltage
B1	YE	143	Accessory Voltage
B2	YE	43	Accessory Voltage
B3-B7	--	--	Not Used
B8	WH	17	Stop Lamp Switch Signal
B9-B11	--	--	Not Used
B12	OG	2140	Battery Positive Voltage
C1-C3	--	--	Not Used
C4	BN	41	Ignition 3 Voltage
C5	--	--	Not Used
C8	L-BU	1620	CHMSL Supply Voltage
C9 - C12	--	--	Not Used
D1	YE	243	Accessory Voltage
	YE	243	Accessory Voltage (SUT)
D2	--	--	Not Used
D3	BN	341	Ignition 3 Voltage
D5	BN	441	Ignition 3 Voltage
D8-D9	--	--	Not Used
D10	BK/WH	1851	Ground
D11-D12	--	--	Not Used
E1	BN	241	Ignition 3 Voltage
	BN	241	Ignition 3 Voltage
E2	BN	241	Ignition 3 Voltage
E3	--	--	Not Used
E4	GY	118	Left Front Door Speaker Output (-)
	GY	118	Left Front Tweeter Speaker Output (-)
E5	BN	1046	DDM Class 2 Serial Data
E6	--	--	Not Used

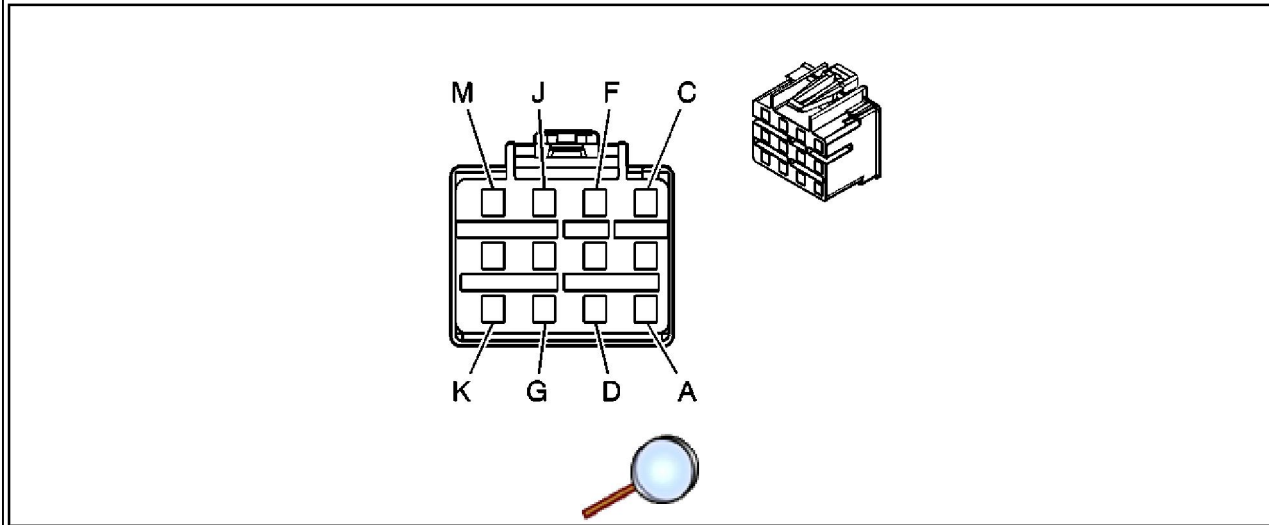
E7	PK	1691	Automatic Day/Night Mirror Low Reference
E8	WH	530	Ignition 0 Voltage
E9	--	--	Not Used
E10	RD	842	Battery Positive Voltage
E11	OG	4040	Battery Positive Voltage
E12	OG	2240	Battery Positive Voltage
F1	YE	343	Accessory Voltage (Except SUT)
F2	--	--	Not Used
F3	L-BU	2114	Left Turn Signal Lamps Supply Voltage
F4	GY	1690	Automatic Day/Night Mirror Signal
F5	TN	201	Left Front Door Speaker Output (+)
	TN	201	Left Front Tweeter Speaker Output (+)
F6	BK	1050	Ground
F7	WH	5457	Midgate Switch Down Signal (SUT)
	WH	5457	Midgate Switch Down Signal (SUT)
F8	PK	1020	Ignition 0 Voltage
F9	L-BU	1320	CHMSL Supply Voltage
F10-F12	--	--	Not Used

Fuse Block - I/P C2



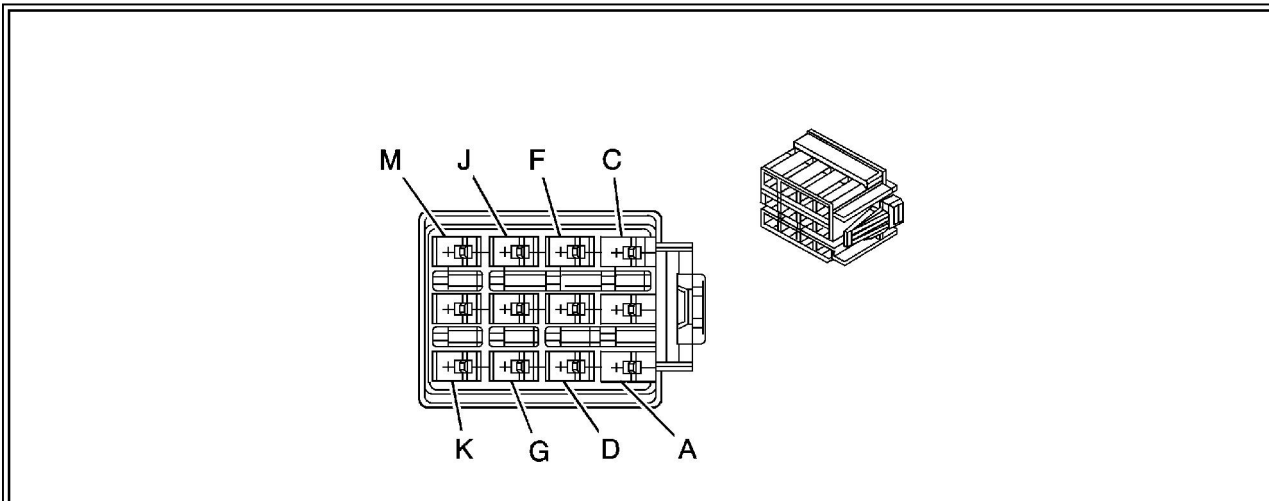
Connector Part Information		<ul style="list-style-type: none"> • 12193930 • 6-Way F Metri-Pack 280 Series Flexlock (BK) 	
Pin	Wire Color	Circuit No.	Function
A	OG	300	Ignition 3 Voltage
B	L-GN	1427	Right Turn Signal Switch Signal
C	D-GN	1428	Left Turn Signal Switch Signal
D	WH	111	Hazard Switch Signal
E	WH	1390	Off/Run/Crank Voltage
F	BN	4	Accessory Voltage

Fuse Block - I/P C3



Connector Part Information		<ul style="list-style-type: none"> • 12194035 • 12-Way F Metri-Pack 280 Series (BK) 	
Pin	Wire Color	Circuit No.	Function
A	WH	5457	Midgate Switch Down Signal (SUT)
B	D-GN	5461	Midgate Motor Up Signal (SUT)
C	OG	1240	Battery Positive Voltage
D	BK	1050	Ground
E	--	--	Not Used
F	OG	4140	Battery Positive Voltage
G	TN	201	Left Front Speaker Output (+)
H	PK	1691	Automatic Day/Night Mirror Low Reference
J	BN	1046	DDM Class 2 Serial Data
K	GY	1690	Automatic Day/Night Mirror Signal
L	GY	118	Left Front Speaker Output (-)
M	--	--	Not Used

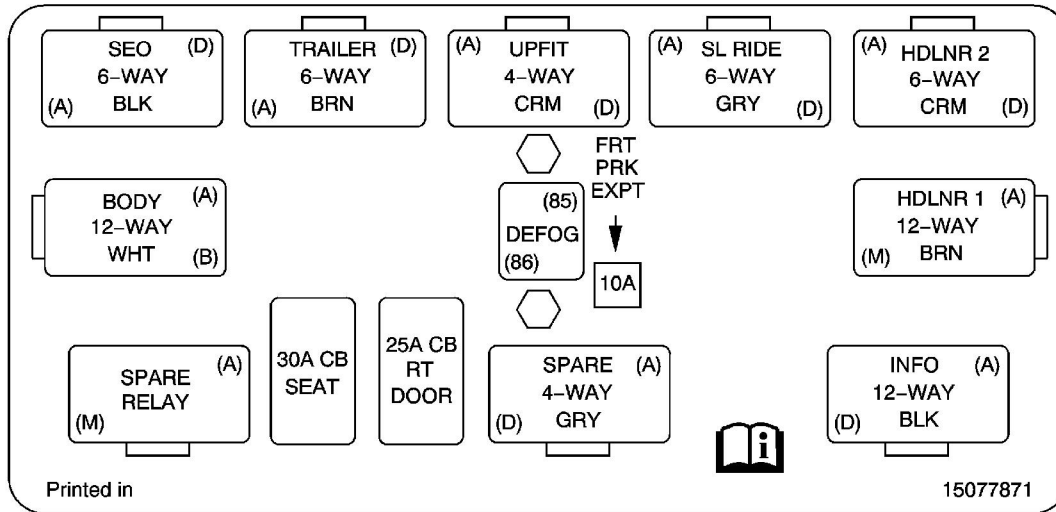
Fuse Block - I/P C4





Connector Part Information		<ul style="list-style-type: none"> • 15445949 • 12-Way F Metri-Pack 280 Series (BN) 	
Pin	Wire Color	Circuit No.	Function
A	--	--	Not Used
B	BN	541	Ignition 3 Voltage
	BN	541	Ignition 3 Voltage
C	--	--	Not Used
D	OG	3140	Battery Positive Voltage (Except SUT)
	OG	3140	Battery Positive Voltage (Except SUT)
E	TN	294	Door Lock Actuator Unlock Control
	TN	294	Door Lock Actuator Unlock Control
F	TN	294	Door Lock Actuator Unlock Control (Except SUT)
G	OG	3040	Battery Positive Voltage (SUT)
H	L-BU	1620	CHMSL Supply Voltage
J	--	--	Not Used
K	GY	295	Door Lock Actuator Lock Control
	GY	295	Door Lock Actuator Lock Control
L	--	--	Not Used
M	OG	1240	Battery Positive Voltage

Relay Block - I/P Label

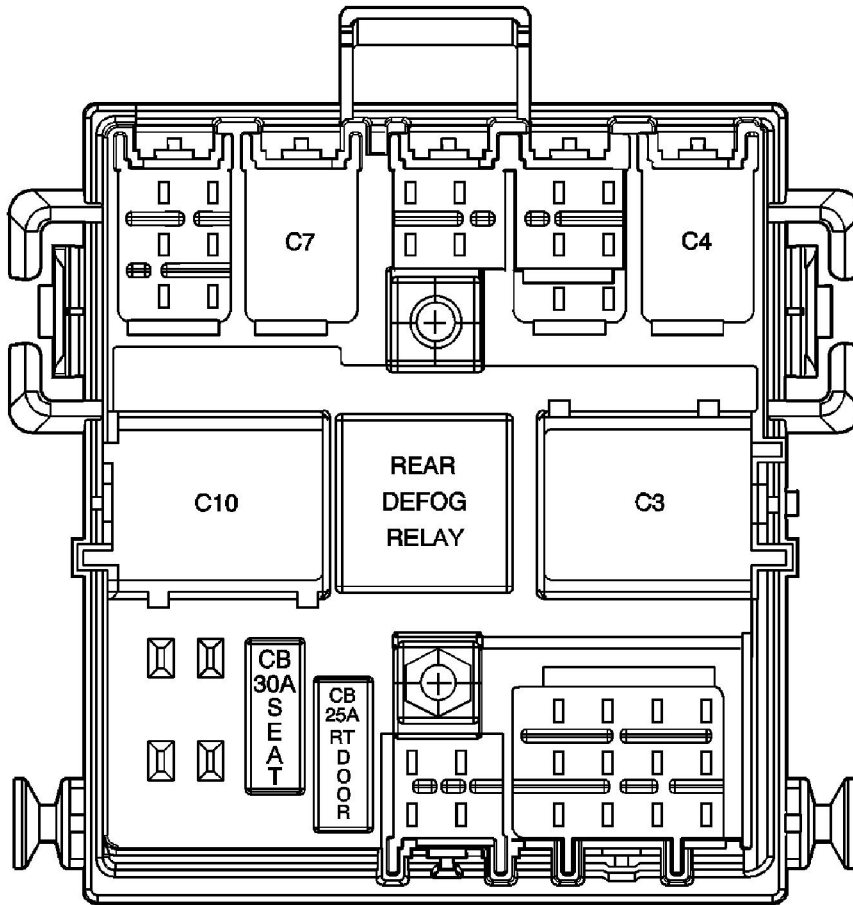


Relay Block - I/P Label Usage

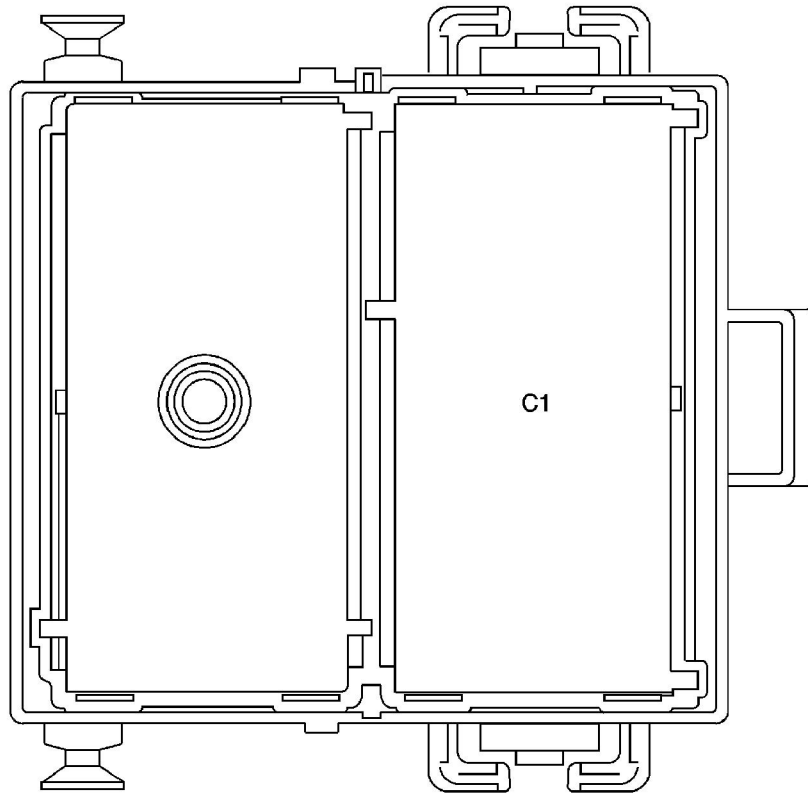
Device	Rating	Description
SEO - 6-WAY BK	--	Not Used
TRAILER - 6-WAY BN	--	Trailer Provisions or Off Road Lamps
UPFIT - 4-WAY CRM	--	Upfitter Provisions
SL RIDE - 6-WAY GY	--	Not Used
HDLNR 2 - 6-WAY CRM	--	Air Temperature Assembly - Inside, Blower Motor Control Processor, HVAC Actuators, Inside Rearview Mirror
BODY - 12-WAY WH	--	B-Pillar Courtesy Lamps - LR/RR, Door Courtesy Lamps - LR/RR, Driver/Passenger Seat Module, Heated Seat Module - LR/RR, Rear Window Defogger Grid
DEFOG RELAY	--	Rear Window Defogger Grid
HDLNR 1 - 6-Way BN	--	Courtesy/Reading Lamps - Left/Right Front, Courtesy Reading Lamps - Mid/Rear, Garage Door Opener, Inside Rearview Mirror, Vanity Mirror Lamps - Left/Right
SPARE RELAY	--	Not Used
CB SEAT	30A	Driver/Passenger Seat Modules
CB RT DOOR	25A	Front Passenger Door Module (FPDM), Window Switch - RR
SPARE - 4-		

WAY GY	--	Not Used
INFO - 12-WAY BK	--	Not Used

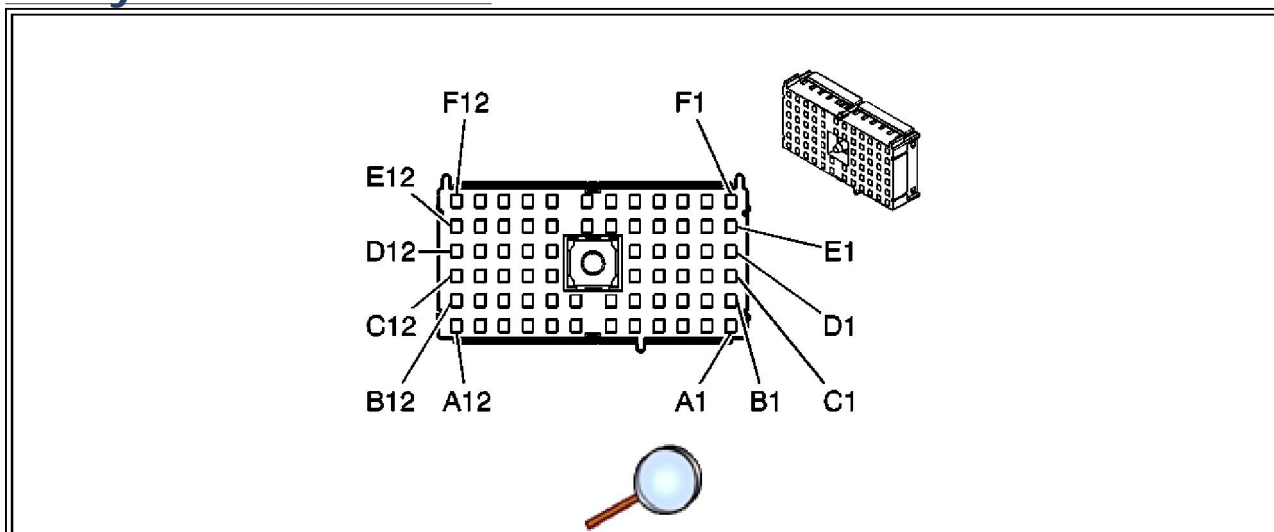
Relay Block - I/P Top View



Relay Block - I/P Bottom View



Relay Block - I/P C1



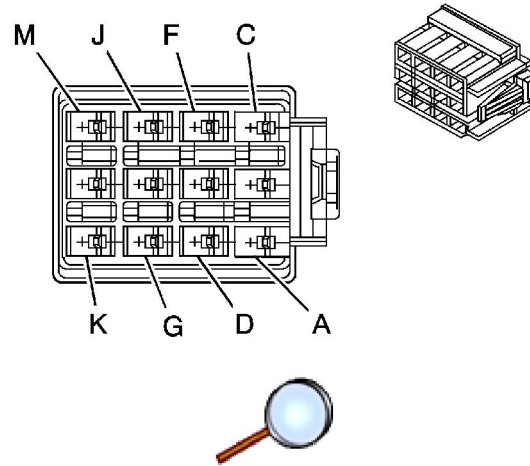
Connector Part Information	<ul style="list-style-type: none">• 12193905• 68-Way F Metri-Pack 280 Series Flexlock (GY)
-----------------------------------	---

Pin	Wire Color	Circuit No.	Function
A1	L-GN	24	Backup Lamp Supply Voltage
	L-GN	24	Backup Lamp Supply Voltage
A2	--	--	Not Used
A3	BK/WH	1704	Low Reference
A4	D-GN/WH	636	Ambient Air Temperature Sensor Signal
A5	BK/WH	1851	Ground
	BK/WH	1851	Ground
A6	WH	193	Rear Defog Relay Control
A7	--	--	Not Used
A8	BN/WH	230	Instrument Panel Lamps Dimming Control
A9	BN	341	Ignition 3 Voltage
A10	D-GN/WH	817	Vehicle Speed Signal
A11	BN/WH	230	Instrument Panel Lamps Dimming Control
	BN/WH	230	Instrument Panel Lamps Dimming Control
A12	GY/BK	690	Courtesy Lamp Supply Voltage
B1-B2	--	--	Not Used
B3	BK/WH	1851	Ground
	BK/WH	1851	Ground (U2K)
B4	--	--	Not Used
B5	BK/WH	1851	Ground (Except UE4)
B6	OG	1840	Battery Positive Voltage
B7	RD	642	Battery Positive Voltage
B8	BN/WH	230	Instrument Panel Lamps Dimming Control
B9	D-GN/WH	817	Vehicle Speed Signal
B10-B12	--	--	Not Used
C1	--	--	Not Used
C2	BN/WH	230	Instrument Panel Lamps Dimming Control
	BN/WH	230	Instrument Panel Lamps Dimming Control
C3	BN/WH	230	Instrument Panel Lamps Dimming Control
C4	OG	1732	Inadvertent Power Supply Voltage
	OG	1732	Inadvertent Power Supply Voltage
C5	BK/WH	1851	Ground
	BK/WH	1851	Ground
C8	BN/WH	230	Instrument Panel Lamps Dimming Control
	BN/WH	230	Instrument Panel Lamps Dimming Control
C9	OG	1340	Battery Positive Voltage
C10	BN	2409	Interior Park Lamps Supply Voltage
C11-C12	--	--	Not Used
D1	WH/BK	5515	Inside Air Temperature Sensor Assembly Control

D2	BN/WH	230	Instrument Panel Lamps Dimming Control
D3	BN/WH	230	Instrument Panel Lamps Dimming Control
D4	OG	1732	Inadvertent Power Supply Voltage
D5	BK/WH	1851	Ground
	BK/WH	1851	Ground (Except UE4)
D8	BK/WH	1851	Ground
D9	BK	1050	Ground
D10	BN	2409	Interior Park Lamps Supply Voltage
D11-D12	--	--	Not Used
E1	BN	718	Low Reference
E2	PK	1691	Automatic Day/Night Mirror Low Reference
E3	--	--	Not Used
E4	PU/WH	1382	LED Dimming Supply
	PU/WH	1382	LED Dimming Supply
E5	BK/WH	1851	Ground
	BK/WH	1851	Ground
E6	D-GN/WH	817	Vehicle Speed Signal
E7	PU/WH	1382	LED Dimming Supply
E8	BK/WH	1851	Ground
	BK/WH	1851	Ground
E9	--	--	Not Used
E10	RD	242	Battery Positive Voltage
E11-E12	--	--	Not Used
F1	D-GN	734	Inside Air Temperature Sensor Signal
F2	GY	1690	Automatic Day/Night Mirror Signal
F3	PK	739	Ignition 1 Voltage
F4	--	--	Not Used
F5	BK/WH	1851	Ground
F6	PU/WH	1382	LED Dimming Supply
	PU/WH	1382	LED Dimming Supply
F7	OG	4540	Battery Positive Voltage
F8	BK/WH	1851	Ground
F9	L-BU	1620	CHMSL Supply Voltage
F10	D-BU	47	Trailer Auxiliary Supply Voltage
F11	YE	243	Accessory Voltage
F12	--	--	Not Used

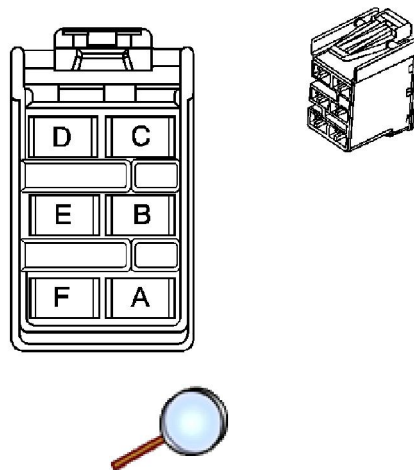
Relay Block - I/P C3

--	--	--	--



Connector Part Information		<ul style="list-style-type: none"> • 15445949 • 12-Way F Metri-Pack 280 Series (BN) 	
Pin	Wire Color	Circuit No.	Function
A	L-GN	24	Backup Lamp Supply Voltage
B	OG	4540	Battery Positive Voltage
C	BK	1050	Ground
D	--	--	Not Used
E	BN	341	Ignition 3 Voltage
F	--	--	Not Used
G	BK/WH	1704	Low Reference
H-J	--	--	Not Used
K	D-GN/WH	636	Ambient Air Temperature Sensor Signal
L	GY/BK	690	Courtesy Lamp Supply Voltage
M	OG	1732	Inadvertent Power Supply Voltage

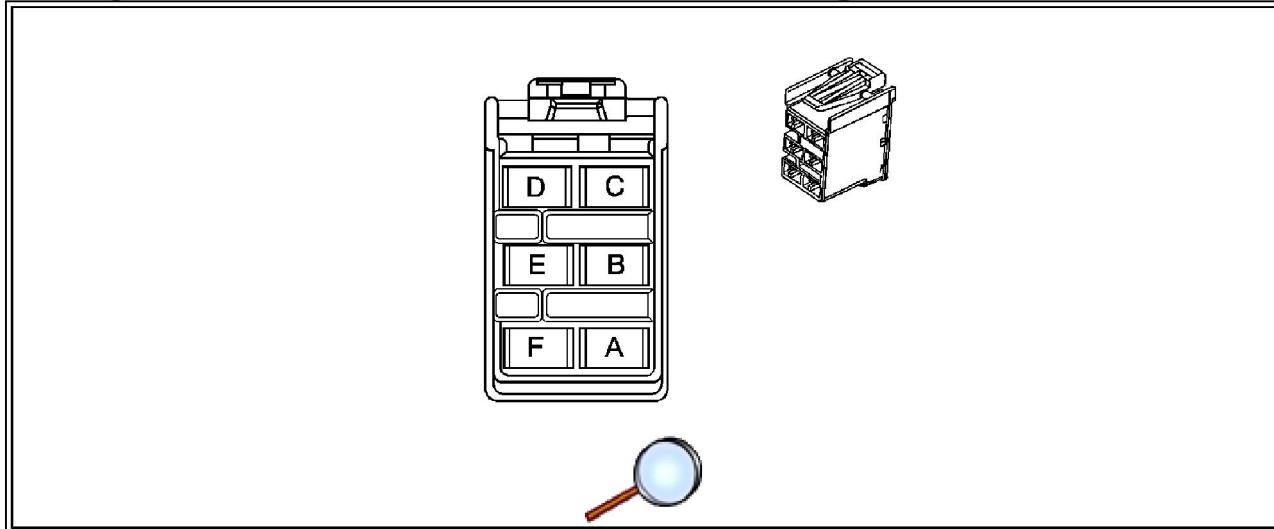
Relay Block - I/P C4



Connector Part Information		<ul style="list-style-type: none"> • 12193922 • 6-Way F Metri-Pack 280 Series Flexlock (CRM) 	
-----------------------------------	--	--	--

Pin	Wire Color	Circuit No.	Function
A	BN/WH	230	Instrument Panel Lamps Dimming Control
	BN/WH	230	Instrument Panel Lamps Dimming Control (CF5)
B	PK	1691	Automatic Day/Night Mirror Low Reference
C	GY	1690	Automatic Day/Night Mirror Signal
D	D-GN	734	Inside Air Temperature Sensor Signal
E	BN	718	Low Reference
F	WH/BK	5515	Inside Air Temperature Sensor Assembly Control


Relay Block - I/P C7 (Trailer Wiring)

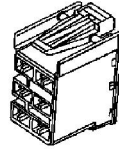
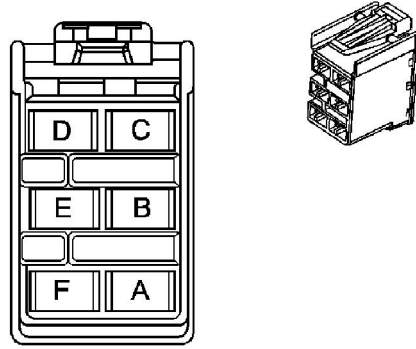


Connector Part Information	<ul style="list-style-type: none"> • 12193924 • 6-Way F Metri-Pack 280 Series Flexlock (BN)
-----------------------------------	---

Pin	Wire Color	Circuit No.	Function
A	BN	2409	Interior Park Lamps Supply Voltage
B	RD	242	Battery Positive Voltage
C	D-BU	47	Trailer Auxiliary Supply Voltage
D	L-BU	1620	Trailer CHMSL Supply Voltage
E	--	--	Not Used
F	BK	1050	Ground

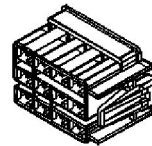
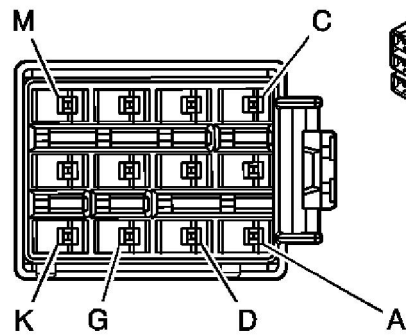
Relay Block - I/P C7 (USB/USC/UNR)





Connector Part Information		<ul style="list-style-type: none"> • 12193924 • 6-Way F Metri-Pack 280 Series Flexlock (BN) 	
Pin	Wire Color	Circuit No.	Function
A	--	--	Not Used
B	D-BU	242	Battery Positive Voltage
C-E	--	--	Not Used
F	BK	1050	Ground

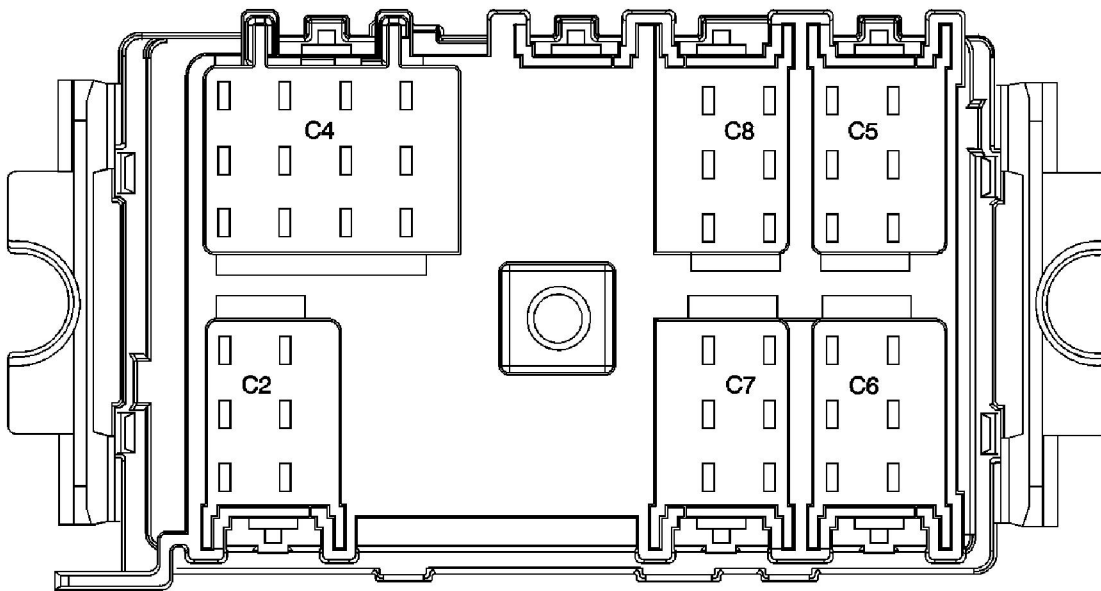
Relay Block - I/P C10



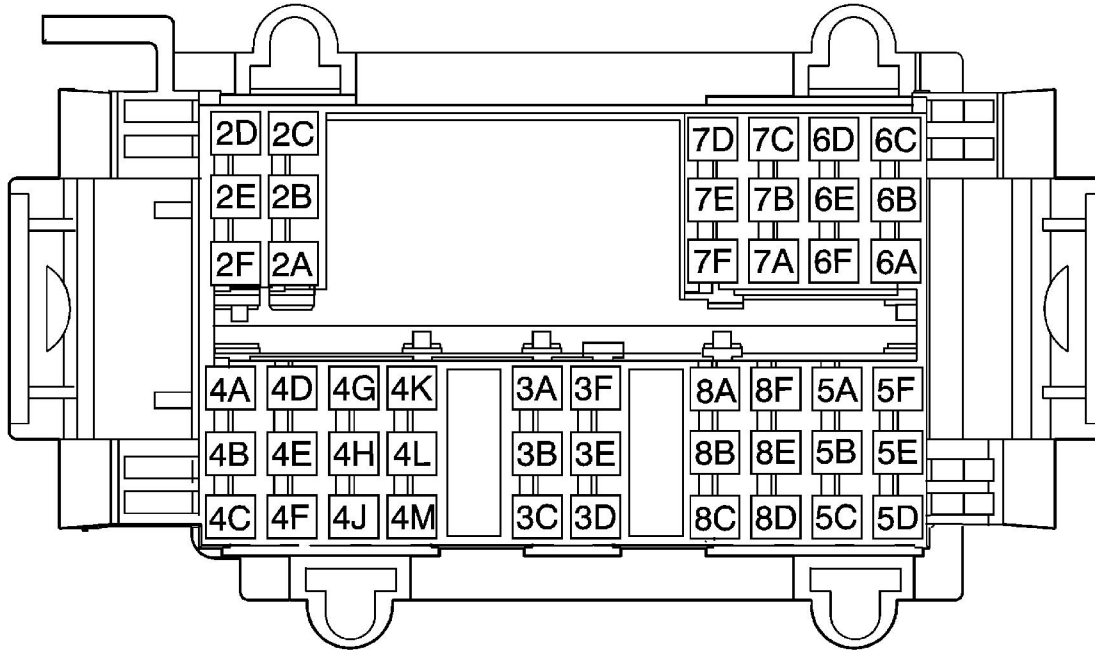
Connector Part Information		<ul style="list-style-type: none"> • 15445948 • 12-Way F Metri-Pack 280 Series (WH) 	
Pin	Wire Color	Circuit No.	Function
A	OG	4540	Battery Positive Voltage
	OG	4540	Battery Positive Voltage
B	GY/BK	690	Courtesy Lamp Supply Voltage
	GY/BK	690	Courtesy Lamp Supply Voltage
C	GY/BK	690	Courtesy Lamp Supply Voltage
	GY/BK	690	Courtesy Lamp Supply Voltage

D	--	--	Not Used
E	OG	1440	Battery Positive Voltage
F	BN/WH	230	Instrument Panel Lamps Dimming Control
	BN/WH	230	Instrument Panel Lamps Dimming Control
G	--	--	Not Used
H	OG	1440	Battery Positive Voltage
J	--	--	Not Used
K	OG	1340	Battery Positive Voltage
L	PU	293	Rear Defog Element Supply Voltage
M	--	--	Not Used

Junction Block - I/P Top View



Junction Block - I/P Bottom View

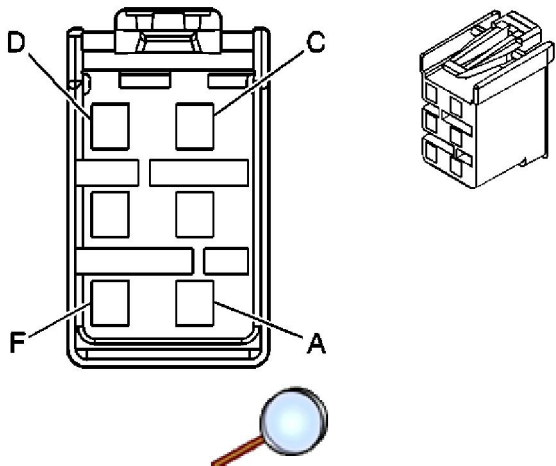


Junction Block - Wire Entry

Connector Part Information		<ul style="list-style-type: none"> • 15401495 • 48-Way M Metri-Pack 280 Series (BK) 	
Pin	Wire Color	Circuit No.	Function
2A	D-GN	117	Right Front Speaker Output (-)
	D-GN	117	Right Front Speaker Output (-)
2B	L-GN	200	Right Front Speaker Output (+)
	L-GN	200	Right Front Speaker Output (+)
2C-2E	--	--	Not Used
2F	BK	1050	Ground
3A-3F	--	--	Not Used
4A	BK	1050	Ground
4B	GY/BK	2337	Lower Right Air Temperature Sensor Signal
4C	BN	718	Low Reference
4D	RD	542	Battery Positive Voltage
4E	PU	1838	Recirculation Door Position Signal
4F	PU/WH	760	Blower Motor Speed Control
4G-4H	--	--	Not Used
4J	L-BU/BK	1688	5-Volt Reference
4K	--	--	Not Used
4L	YE	1791	Low Reference

4M	--	--	Not Used
5A	--	--	Not Used
5B	L-GN	2275	Mode Door Position Signal
5C	TN	2273	Mode Door Control
5D	D-BU	1199	Left Air Temperature Door Control
5E	L-BU	733	Left Air Temperature Door Position Signal
5F	--	--	Not Used
6A	--	--	Not Used
6B	BN	2409	Interior Park Lamps Supply Voltage
6C	BK	1050	Ground
6D-6F	--	--	Not Used
7A	--	--	Not Used
7B	TN	1047	PDM Class 2 Serial Data
7C	OG	4240	Battery Positive Voltage
7D	--	--	Not Used
7E	OG	1340	Battery Positive Voltage
7F	--	--	Not Used
8A	WH/BK	2339	Lower Left Air Temperature Sensor Signal
8B	--	--	Not Used
8C	BN	341	Ignition 3 Voltage
8D	D-BU	1646	Right Air Temperature Door Position Signal
8E	WH/BK	1236	Right Air Temperature Door Control
8F	D-GN	1614	Recirculation Door Control

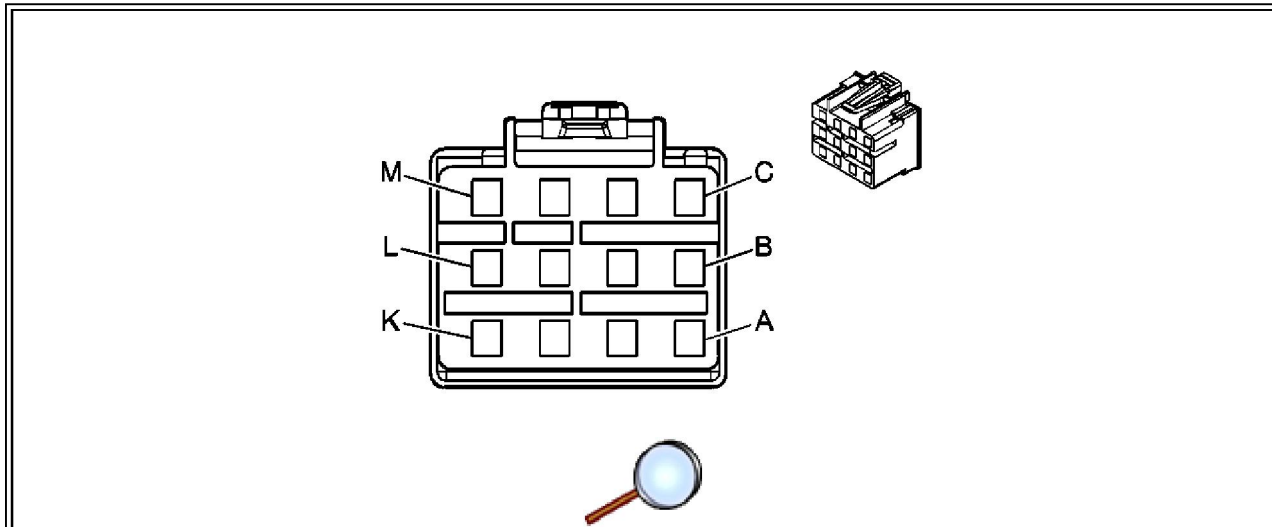
Junction Block - I/P C2



Connector Part Information		<ul style="list-style-type: none"> 12193930 6-Way F Metri-Pack 280 Series Flexlock (BK) 	
Pin	Wire Color	Circuit No.	Function
A	D-GN	117	Right Front Speaker Output (-)

B	L-GN	200	Right Front Speaker Output (+)
C-E	--	--	Not Used
F	BK	1050	Ground


Junction Block - I/P C4

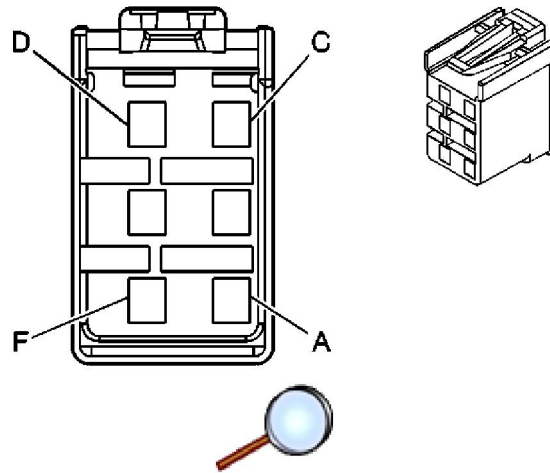


Connector Part Information	<ul style="list-style-type: none"> • 12194037 • 12-Way F Metri-Pack 280 Series Flexlock (BN)
-----------------------------------	--

Pin	Wire Color	Circuit No.	Function
A	BK	1050	Ground
B	GY/BK	2337	Lower Right Air Temperature Sensor Signal
C	BN	718	Low Reference
	BN	718	Low Reference
D	RD	542	Battery Positive Voltage
E	PU	1838	Recirculation Door Position Signal
F	PU/WH	760	Blower Motor Speed Control
G	--	--	Not Used
H	L-BU/BK	1688	5-Volt Reference
	L-BU/BK	1688	5-Volt Reference
J	L-BU/BK	1688	5-Volt Reference
	L-BU/BK	1688	5-Volt Reference
K	--	--	Not Used
L	YE	1791	Low Reference
	YE	1791	Low Reference
M	YE	1791	Low Reference
	YE	1791	Low Reference

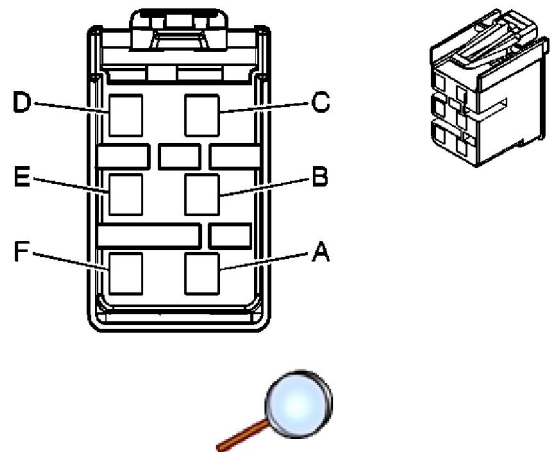
Junction Block -- I/P C5





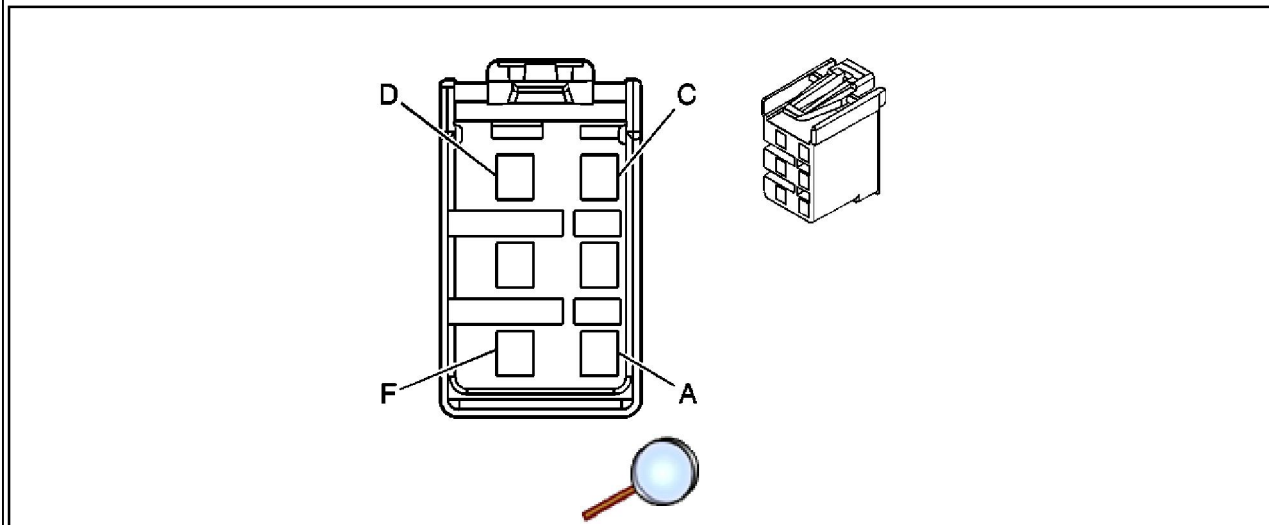
Connector Part Information		<ul style="list-style-type: none"> • 12193924 • 6-Way F Metri-Pack 280 Series Flexlock (BN) 	
Pin	Wire Color	Circuit No.	Function
A	--	--	Not Used
B	L-GN	2275	Mode Door Position Signal
C	TN	2273	Mode Door Control
D	D-BU	1199	Left Air Temperature Door Control
E	L-BU	733	Left Air Temperature Door Position Signal
F	--	--	Not Used

Junction Block - I/P C6



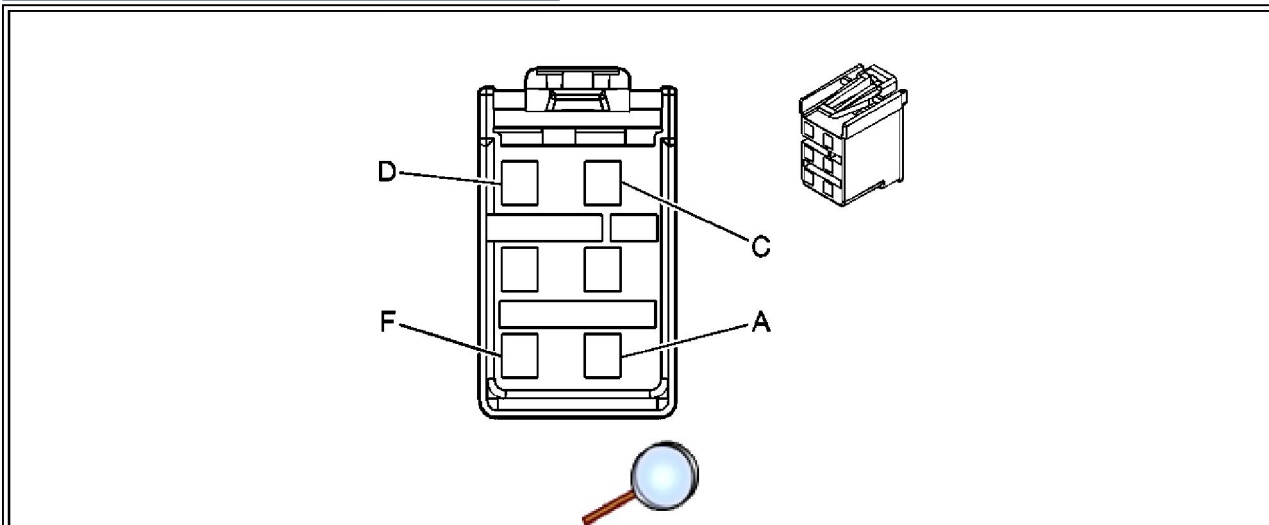
Connector Part Information		<ul style="list-style-type: none"> • 12193929 • 6-Way F Metri-Pack 280 Series Flexlock (L-GN) 	
Pin	Wire Color	Circuit No.	Function
A	--	--	Not Used
B	BN	2409	Interior Park Lamps Supply Voltage
C	BK	1050	Ground
D-F	--	--	Not Used

Junction Block - I/P C7



Connector Part Information		<ul style="list-style-type: none"> • 12193922 • 6-Way F Metri-Pack 280 Series Flexlock (CM) 	
Pin	Wire Color	Circuit No.	Function
A	--	--	Not Used
B	TN	1047	PDM Class 2 Serial Data
C	OG	4240	Battery Positive Voltage
D	--	--	Not Used
E	OG	1340	Battery Positive Voltage
F	--	--	Not Used

Junction Block - I/P C8



Connector Part Information		<ul style="list-style-type: none"> • 12193928 • 6-Way F Metri-Pack 280 Series Flexlock (GY) 	
Pin	Wire Color	Circuit No.	Function
A	WH/BK	2339	Lower Left Air Temperature Sensor Signal
	BN	341	Ignition 3 Voltage

B	BN	341	Ignition 3 Voltage
C	BN	341	Ignition 3 Voltage
	BN	341	Ignition 3 Voltage
D	D-BU	1646	Right Air Temperature Door Position Signal
E	WH/BK	1236	Right Air Temperature Door Control
F	D-GN	1614	Recirculation Door Control